Admin
Tenant
Join us in building a sustainable future. Sign in to explore your ESG performance.
Enter Email Address
Enter Password
Forgot Password?
Log In
Don't Have an Account? Sign Up


Sign Up
Join us in building a sustainable future. Sign in to explore your ESG performance.
Tenant Registration
Enter Owner Name
Enter Tenant Name
Enter User Name
Enter Email Address
Enter Password
Add subsidiary tenants
Sign Up
Back to Login


Forgot Password
Enter your email address below. We'll send you a one-time password (OTP) and a link to reset your password
Enter Email Address
Get OTP
Back to Login


Verify Your Email
Enter your email address below. We'll send you a one-time password (OTP) and a link to reset your password
xyz@gmail.com
Enter OTP
Time Remaining : 02:53
Verify & Reset Password
Back to Login

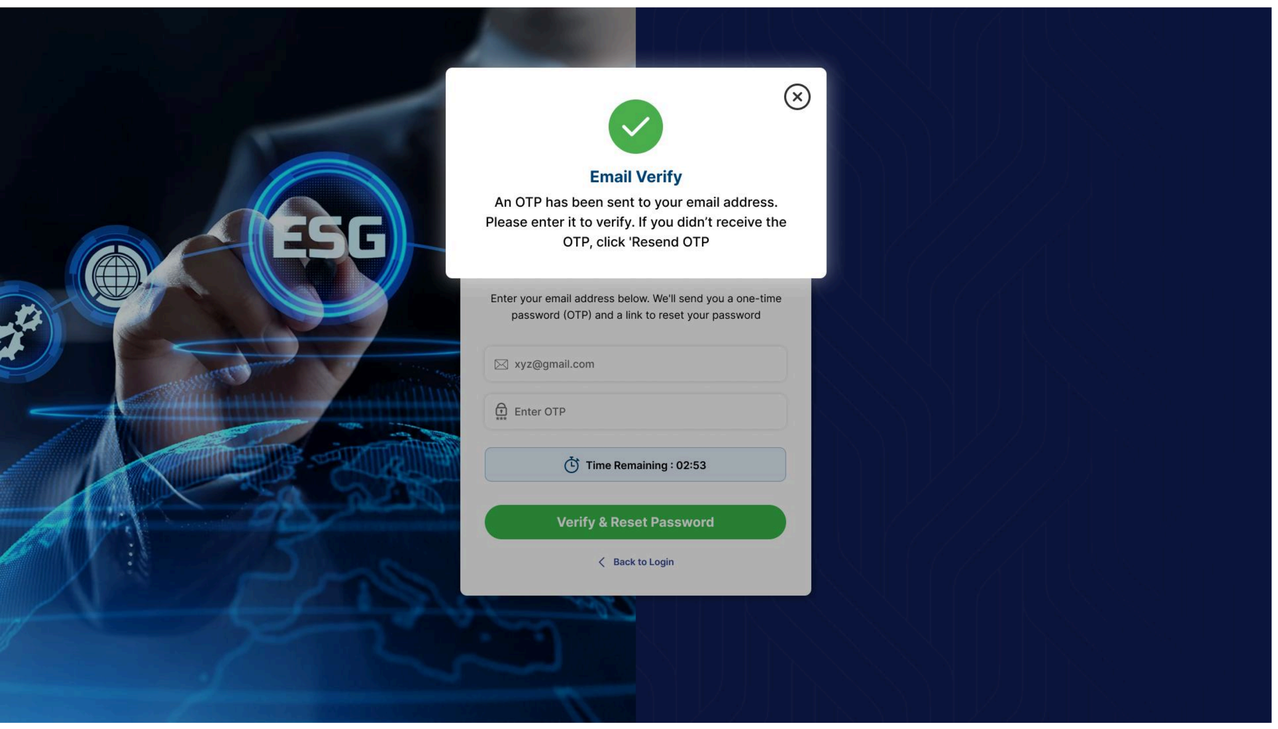
Email Verify
An OTP has been sent to your email address. Please enter it to verify. If you didn't receive the OTP, click 'Resend OTP
Enter your email address below. We'll send you a one-time password (OTP) and a link to reset your password
xyz@gmail.com
Enter OTP
Time Remaining : 02:53
Verify & Reset Password
Back to Login

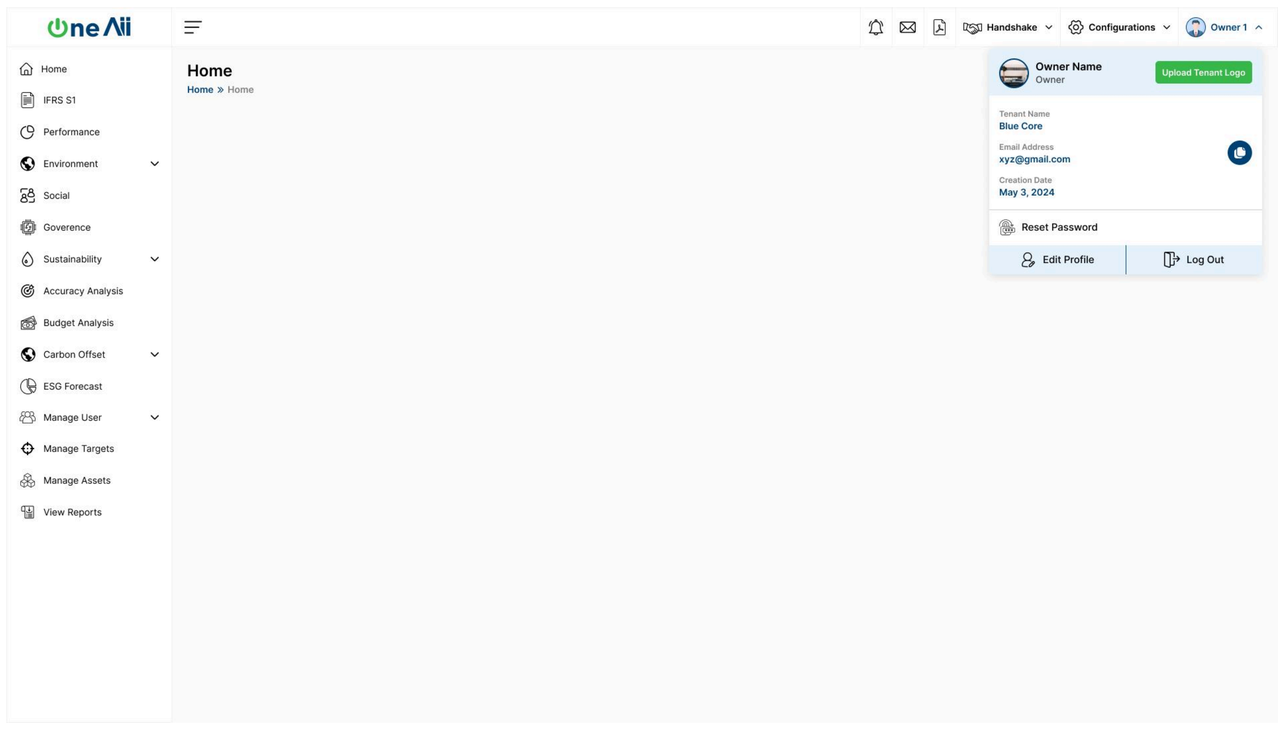
Handshake
Configurations
Owner 1
Home
IFRS S1
Performance
Environment
Social
Goverence
Sustainability
Accuracy Analysis
Budget Analysis
Carbon Offset
ESG Forecast
Manage User
Manage Targets
Manage Assets
View Reports
Home
Home » Home
Owner Name
Owner
Upload Tenant Logo
Tenant Name
Blue Core
Email Address
xyz@gmail.com
Creation Date
May 3, 2024
Reset Password
Edit Profile
Log Out

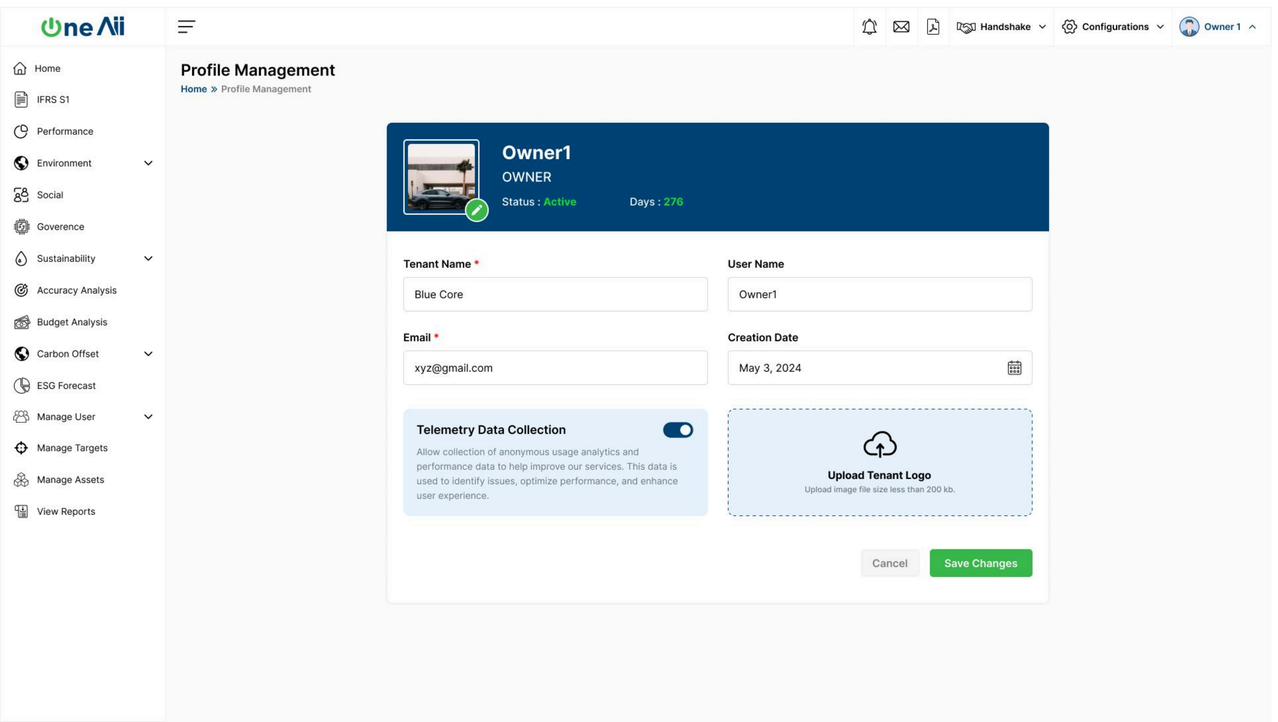
Handshake
Configurations
Owner 1
Home
IFRS S1
Performance
Environment
Social
Goverence
Sustainability
Accuracy Analysis
Budget Analysis
Carbon Offset
ESG Forecast
Manage User
Manage Targets
Manage Assets
View Reports
Profile Management
Home » Profile Management
Owner1
OWNER
Status : Active
Days : 276
Tenant Name *
Blue Core
User Name
Owner1
Email *
xyz@gmail.com
Creation Date
May 3, 2024
Telemetry Data Collection
Allow collection of anonymous usage analytics and performance data to help improve our services. This data is used to identify issues, optimize performance, and enhance user experience.
Upload Tenant Logo
Upload image file size less than 200 kb.
Cancel
Save Changes

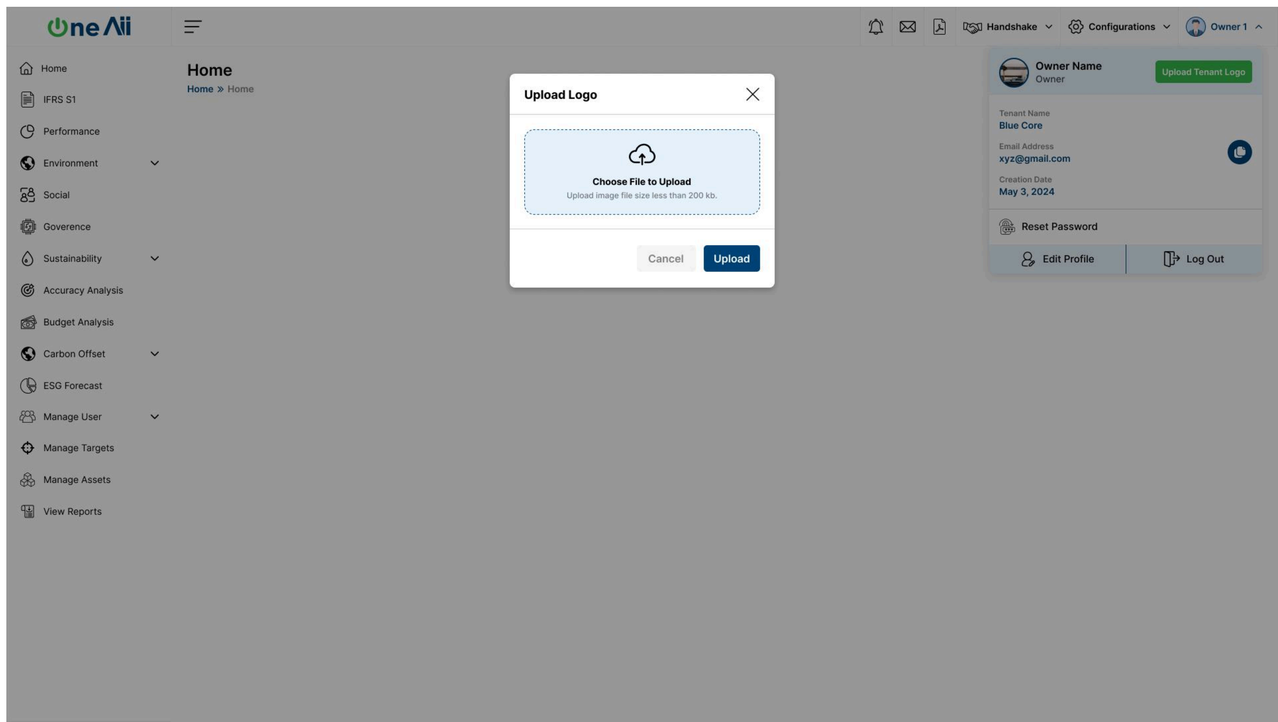
Handshake
Configurations
Owner 1
Home
IFRS S1
Performance
Environment
Social
Goverence
Sustainability
Accuracy Analysis
Budget Analysis
Carbon Offset
ESG Forecast
Manage User
Manage Targets
Manage Assets
View Reports
Home
Home » Home
Upload Logo
Choose File to Upload
Upload image file size less than 200 kb.
Cancel
Upload
Owner Name
Owner
Upload Tenant Logo
Tenant Name
Blue Core
Email Address
xyz@gmail.com
Creation Date
May 3, 2024
Reset Password
Edit Profile
Log Out

Subsidiary Notifications

Home » Subsidiary Notifications

View Connection Heirarchy

Outgoing Requests | Incoming Requests

List Of Requests

Select Status: All | New Request | Refresh

NO.	DATE	TENANT NAME	OWNER NAME	EMAIL	CONNECTION TYPE	CONNECTION STATUS	ACTIONS
1	08-08-2025	fazeem construction	fazeem	xyz2323@gmail.com	Peer request	Accepted	
2	13-08-2025	Hyzin	Hyzin	pqr5050@gmail.com	Reporting Entity request	Rejected	
3	27-08-2025	kiran	kiran	mnp9090@gmail.com	Reporting Entity request	Pending	
4	08-08-2025	fazeem construction	fazeem	opd2020@gmail.com	Peer request	Accepted	
5	13-08-2025	Hyzin	Hyzin	abc7777@gmail.com	Reporting Entity request	Rejected	
6	27-08-2025	kiran	kiran	bbc6352@gmail.com	Reporting Entity request	Pending	

Showing result 1 to 8 of 45

1 2 3 4 5

Create new subsidiary request

Add subsidiary tenant

Search Tenant Username | Search

Selected Tenant : kiran

Owner name : kiran

Select tenant category

Reporting Entity

Clear All | Send Request

Connection Heirarchy

Subsidiary Notifications » Connection Heirarchy

Blue Core — Parent Entity

- Hyza — Inter-group supplier
- kiran
  - Hyzin — Inter-group supplier
    - Hyza
- Ram — Inter-group supplier

Blue Core | View Dashboard

Procurers
- A Amazon — Service Provider
- N Nvidia — Service Provider
- A Active Motors — Service Provider

Intergroup Suppliers
- H Hyza — Inter-group supplier
- R Ram — Inter-group supplier

Third Party Suppliers
- E External Partners — Third Party

Detailed Supplier Breakdown

Procurers, Third-party Suppliers, and Intergroup Suppliers

Procurers: Amazon, Nvidia, Active Motors

Blue Core

Third Party Suppliers: External Partners

Intergroup Suppliers: Amazon, Nvidia, Active Motors

View Dashboard

Heirarchy Dashboard

Subsidiary Notification » Heirarchy » Heirarchy Dashboard

Month: 29/08/2025 | Apply Filter | ← Back

ABC Industries

Last Updated : **August 2025**

Status : **Active**

Reporting Period : **August 2025**

Scope 1 Emissions	Scope 2 Emissions	Scope 3 Emissions	Total Emissions
2,340	1,875	8,920	13,135
tCO_2e	tCO_2e	tCO_2e	tCO_2e
↑ 2.3% vs last month	↓ -5.1% vs last month	↓ -1.2% vs last month	↓ -8.4% vs last month

Scope 1 Emissions

Select Emissions: Scope 1 Emissions

1200 tCO_2e	80 tCO_2e	150 tCO_2e avoided	1,200 units	$12.5M
Total Emissions	Carbon Offsets Applied	Renewable Energy Utilized	Total Products Manufactured	Total Revenue Impact

Scope 1 Emissions Over Time

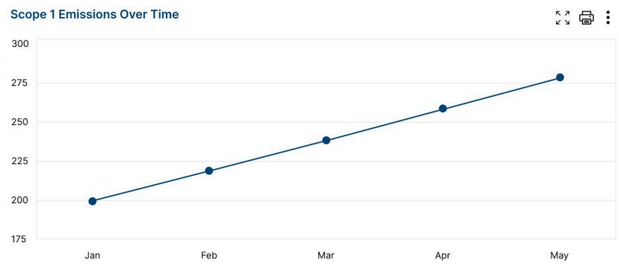

Scope 1 Product Emissions

Detailed breakdown of emissions contribution by product

PRODUCT	EMISSIONS (tCO_2E)	CONTRIBUTION
Product A	300	25%
Product B	400	33%
Product C	500	42%
Product D	600	55%

Total Emissions

Scope 1 (18%) Scope 2 (14%) Scope 3 (68%)

Emission Over Time

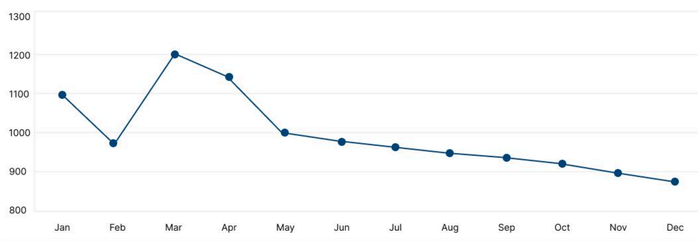

Energy & Conservation Activities

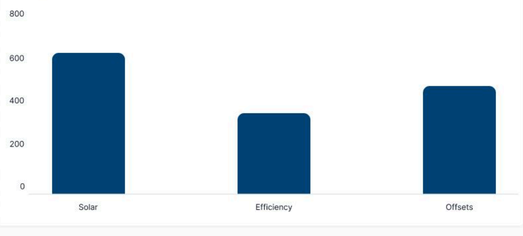

Additional ESG Metrics

Water Efficiency	89%
Waste Reduction	120 tons recycled
ESG Score	B+

ESG Compliance Status

- ISO 14001 — Compliant
- OHSAS 18001 — Compliant
- EU Taxonomy — In Progress

Handshake Dashboard

Home » Handshake Dashboard

- **Product Passport** — Create and manage digital product passports with complete lifecycle tracking and compliance documentation. — Active
- **Scope 3 Import** — Import and analyze upstream emissions data from suppliers and partners for comprehensive carbon footprint assessment. — Active
- **Scope 3 Export** — Export emissions data and sustainability metrics for downstream reporting and stakeholder communication. — Active
- **Auditor** — Third-party verification and audit management for compliance validation and certification processes. — In Progress
- **Stakeholder Reports** — Generate comprehensive sustainability reports for investors, customers, and regulatory bodies. — In Progress
- **Lodgement** — Submit compliance documents and regulatory filings with automated validation and tracking. — In Progress

Product Passport

Handshake » Product Passport

Date: 29/08/2025 | Apply Filter

Product

Grid View | Card View

	PRODUCT	EMISSION VALUE	MANUFACTURED	SOLD	REMAINING	ACTIONS
	Car	0.00 t CO_2e	0	0	0	
	Phone	0.00 t CO_2e	0	0	0	
	Keyboard	0.00 t CO_2e	0	0	0	
	Monitor	0.00 t CO_2e	0	0	0	
	pump station	0.00 t CO_2e	0	0	0	

Monitor Product Passport

Manufactured stock : **0 units** Available : **0 units** Emission Value: **0.00 t CO_2e**

Share Passport

Raw Material Emissions

MATERIAL	QTY PER UNIT	EMISSIONS (T CO_2E)	TOTAL (%)
Copper	1.0 t	1.6	64%
Steel	0.5 t	0.375	28%
Plastic	0.2 t	0.2	8%
Subtotal (Scope 3)		2.5	100%

Copper
Steel
Plastic

Product A Carbon Passport

2.5	2.5
Raw Materials (t CO_2e)	Total per Unit (t CO_2e)

Scope Breakdown

Scope 1 : Raw Materials (Scope 1) - 2.5 t CO_2e

Total Footprint : 2.5 t CO_2e per unit

Emission Over Time

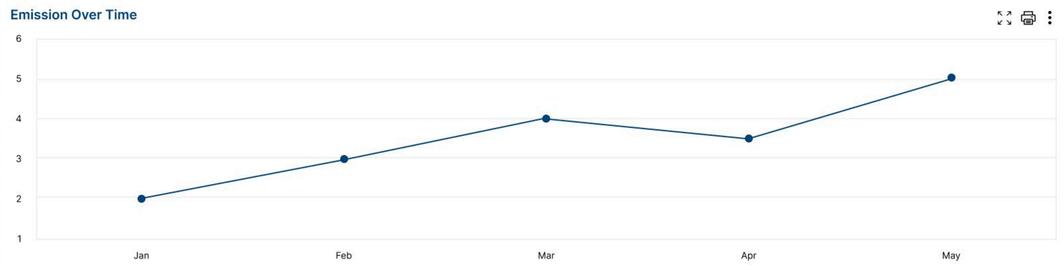

Product Emissions Comparison

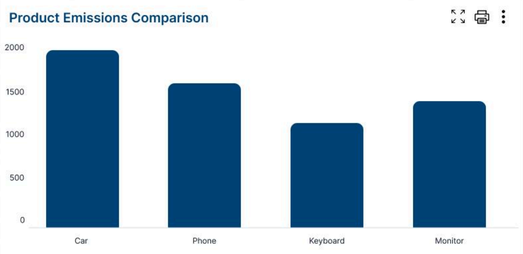

Total Emissions

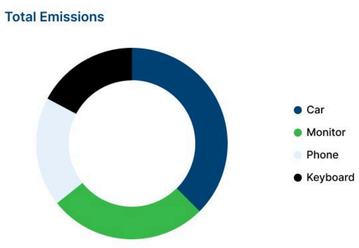

Car
Monitor
Phone
Keyboard

Product Passport

Handshake » Product Passport

Date: 29/08/2025 | Apply Filter

Product

Grid View | Card View

Car	Phone	Keyboard	Monitor	pump station
0.00 t CO_2e	0.00 t CO_2e	0.00 t CO_2e	0.00 t CO_2e	0.00 t CO_2e
Manufactured : 0	Manufactured : 0	Manufactured : 0	Manufactured : 0	Manufactured : 0
Sold : 0	Sold : 0	Sold : 0	Sold : 0	Sold : 0

Monitor Product Passport

Manufactured stock : **0 units** Available : **0 units** Emission Value: **0.00 t CO_2e**

Share Passport

Raw Material Emissions

MATERIAL	QTY PER UNIT	EMISSIONS (T CO_2E)	TOTAL (%)
Copper	1.0 t	1.6	64%
Steel	0.5 t	0.375	28%
Plastic	0.2 t	0.2	8%
Subtotal (Scope 3)		2.5	100%

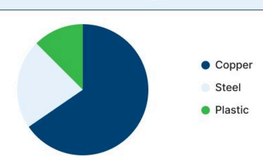

Copper
Steel
Plastic

Product A Carbon Passport

2.5	2.5
Raw Materials (t CO_2e)	Total per Unit (t CO_2e)

Scope Breakdown

Scope 1 : Raw Materials (Scope 1) - 2.5 t CO_2e

Total Footprint : 2.5 t CO_2e per unit

Emission Over Time

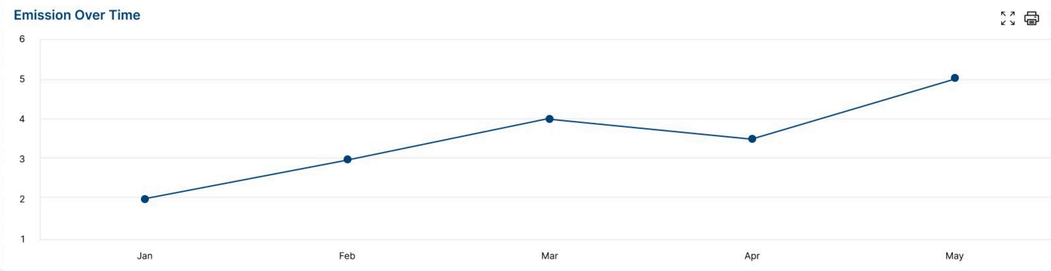

Product Emissions Comparison

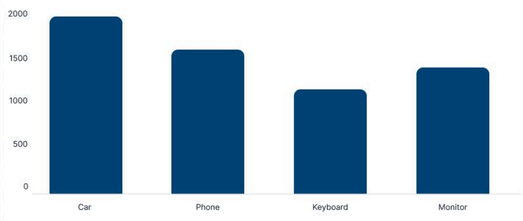

Total Emissions

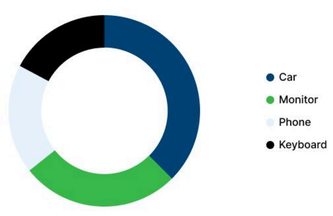

Car
Monitor
Phone
Keyboard

Product Passport

Handshake » Product Passport

Date 29/08/2025 | Apply Filter

Product

Grid View | Card View

PRODUCT	EMISSION VALUE	SOLD	REMAINING	ACTIONS
Car	0.00 t CO_2e	0	0	
Phone	0.00 t CO_2e	0	0	
Keyboard	0.00 t CO_2e	0	0	
Monitor	0.00 t CO_2e	0	0	
pump station	0.00 t CO_2e	0	0	

Manage Stock Details

Manufactured Date: DD/MM/YYYY

Manufactured Units: 0

Sold Date: DD/MM/YYYY

Sold Units: 0

Close | Update

Monitor Product Passport

Manufactured stock : 0 units | Available : 0 units | Emission Value: 0.00 t CO_2e

Share Passport

Raw Material Emissions

MATERIAL	QTY PER UNIT	EMISSIONS (T CO_2E)	TOTAL (%)
Copper	1.0 t	1.6	64%
Steel	0.5 t	0.375	28%

Product A Carbon Passport

2.5 Raw Materials (t CO_2e)

2.5 Total per Unit (t CO_2e)

Scope 3 Import

Handshake » Scope 3 Import

View as Total Emissions | Year 2025 | Request Contributor

Total Emissions	Total Spend	Requests Sent	Responses Received
69,952 t CO2e	$8.71 M	215	168
Jan, 2025 - Dec, 2025	Jan, 2025 - Dec, 2025	Jan, 2025 - Dec, 2025	Jan, 2025 - Dec, 2025

Top Contributors by Emissions

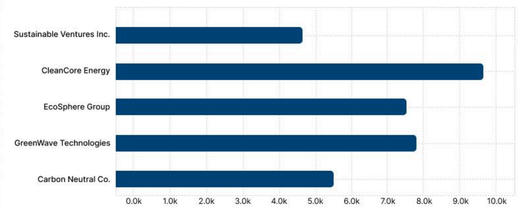

Top Data Types by Emissions

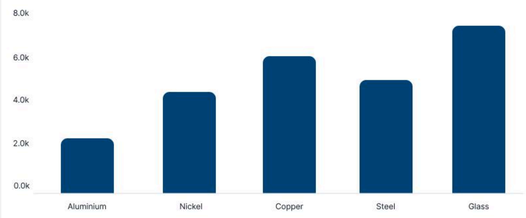

Activity by Total Requests and Responses

Total Requests : 208

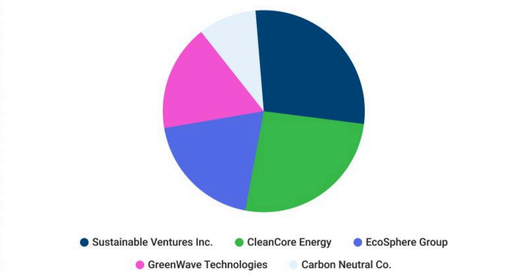

Total Emissions

Total Requests : 74

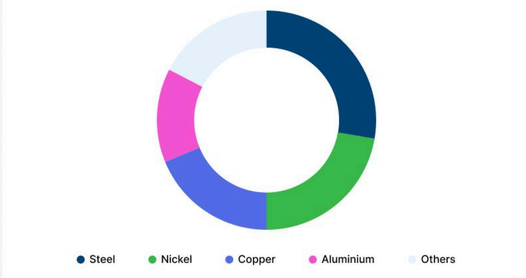

Connected Contributors | Non-Connected Contributors

Previous Requests

SUPPLIER	DATA TYPE	PERIOD	CREATED TIME	STATUS	ACTIONS
Adil constructions	Nickel	Aug,2025	Aug 8, 2025	Approved	View Details
Ram	Carbon	Oct,2025	Aug 9, 2025	Approved	View Details
Ram	Carbon	Sep,2025	Aug 12, 2025	In Review	View Details
Ram	Carbon	Nov,2025	Aug 12, 2025	Resubmission Requested	View Details
Shiva	Carbon	Oct,2025	Aug 26, 2025	Pending	View Details

Verify and Import Details

Total Emission: 2000 tCO2e

Total Spend: 6,000,000 Dollar

Request Info | Add Request Resubmission

Reason for Resubmission: Enter Your Feedback here...

Send Request

Close | Reject | Approve/Import

Verify and Import Details

Total Emission: 2000 tCO2e

Total Spend: 300000 INR

View Document

Close

image.jfif

Couldn't preview file
There was a problem displaying this image.

Try one of the apps below to open or edit this item

Connected apps: ZIP Extractor

Contributor Overview

Handshake » scope 3 Import » Contributor Overview

← Back

Contributor: ABC constructions — Constructions & Materials

9000 t CO2e — Emission per unit

Product: Nickel

2000 t CO2e — Emission per unit

Total Emissions	Total Spend	Requests Sent	Responses Received
2000 t CO2e	$6777	44	444
2020	2020	2222	555

Raw Material Contributions

Total Requests : 42

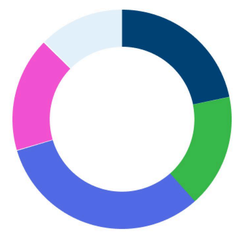

Emission Over Time

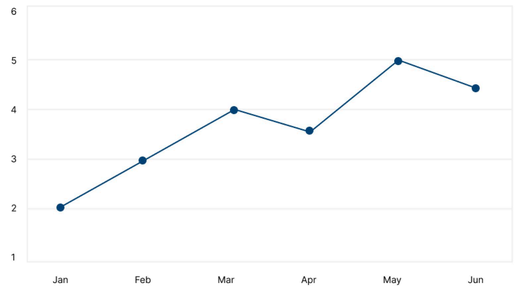

Scope 3 Import

Handshake » Scope 3 Import

← Back

Subsidiary Procurements | Supply Chain Procurements

Request Emission Details

Select Datatype * | Choose Period * March, 2025 | Select Contributor * | View Contributor

Ram — abc5020@gmail.com | Relation Type : Reporting Entity | Added on : 2025 | Requested Type : Reporting Entity | Requested Period : 2025

Clear All | Send Request

Previous Subsidiary Procurements

SUPPLIER	DATA TYPE	PERIOD	CREATED TIME	STATUS	ACTIONS
Adil constructions	Nickel	Aug,2025	Aug 8, 2025	Approved	View Details
Ram	Carbon	Oct,2025	Aug 9, 2025	Approved	View Details
Ram	Carbon	Sep,2025	Aug 12, 2025	In Review	View Details
Ram	Carbon	Nov,2025	Aug 12, 2025	Resubmission Requested	View Details
Shiva	Carbon	Oct,2025	Aug 26, 2025	Pending	View Details

Showing result 1 to 8 of 45

Scope 3 Export

Handshake » Scope 3 Export

Year 2025 | View Export Request

Total Export Requests Received	Completed Entries	Pending Entries	Total Emissions Entered	Total Spend Entered ($)
33	22	11	1989 T CO_2e	7.8 M
Jan, 2025 - Dec, 2025	Jan, 2025 - Dec, 2025	Jan, 2025 - Dec, 2025	Jan, 2025 - Dec, 2025	Jan, 2025 - Dec, 2025

Emissions & Spend Over Time

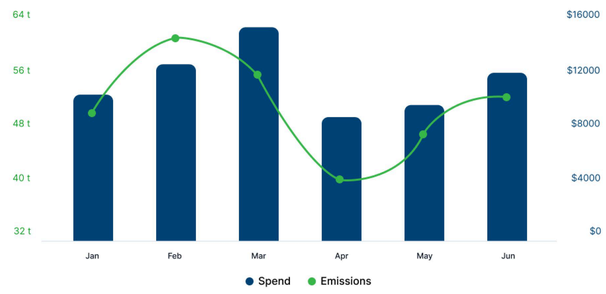

Request Status Distribution

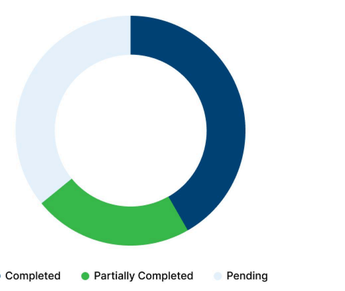

Top Requestors

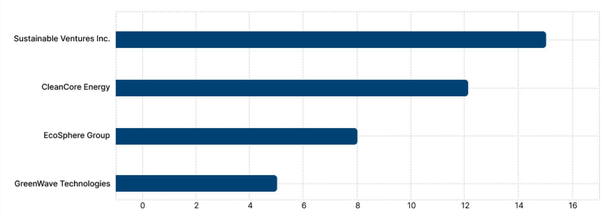

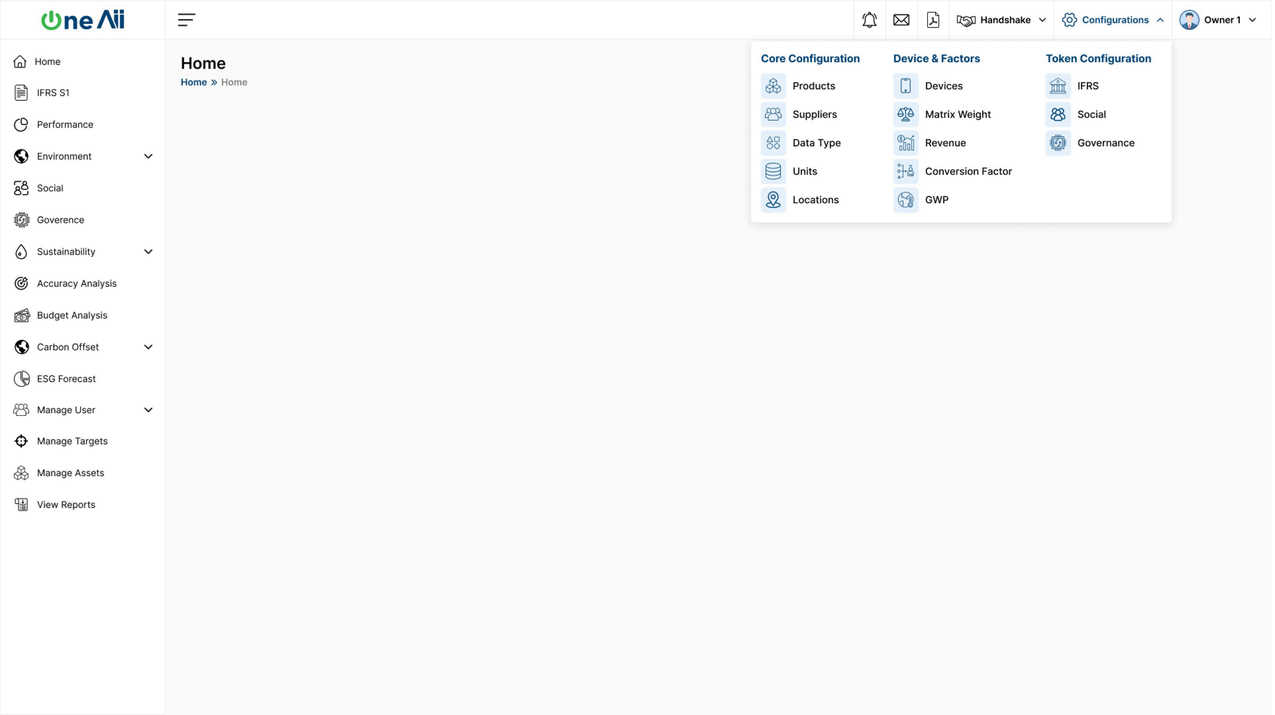
One Aii
Handshake
Configurations
Owner 1
Home
IFRS S1
Performance
Environment
Social
Goverence
Sustainability
Accuracy Analysis
Budget Analysis
Carbon Offset
ESG Forecast
Manage User
Manage Targets
Manage Assets
View Reports
Home
Home » Home
Core Configuration
Products
Suppliers
Data Type
Units
Locations
Device & Factors
Devices
Matrix Weight
Revenue
Conversion Factor
GWP
Token Configuration
IFRS
Social
Governance

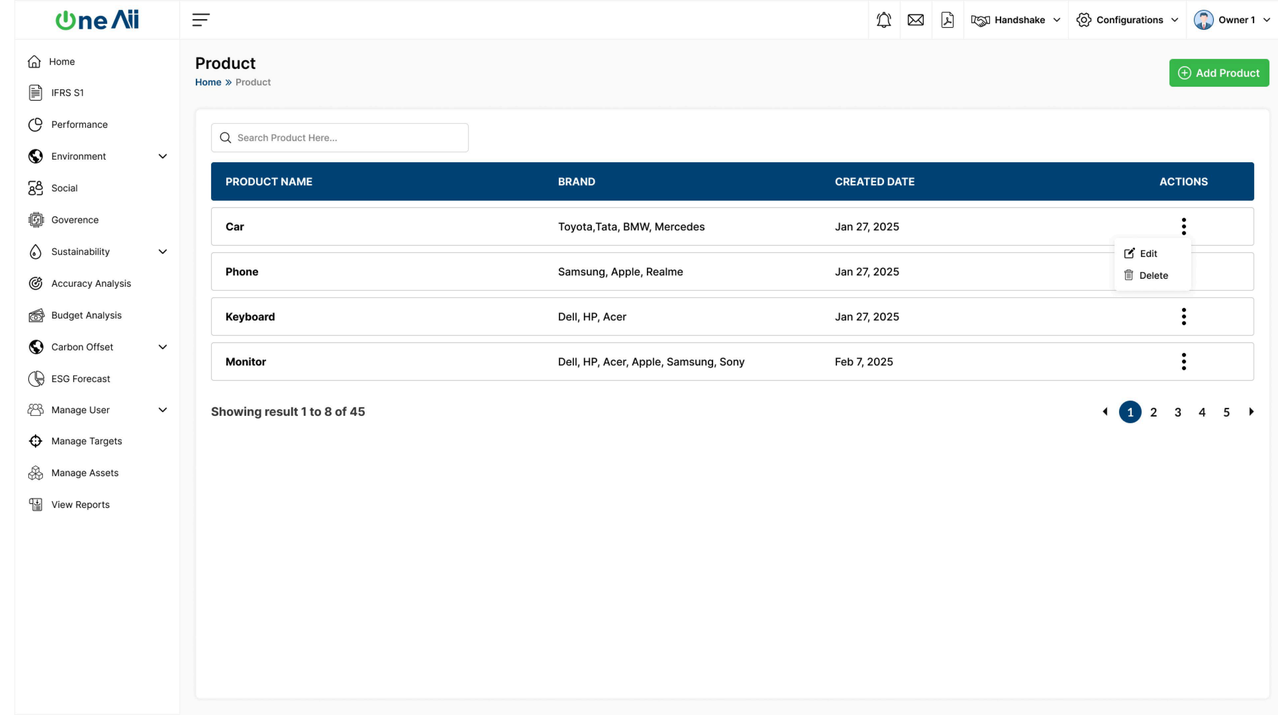
One Aii
Handshake
Configurations
Owner 1
Home
IFRS S1
Performance
Environment
Social
Goverence
Sustainability
Accuracy Analysis
Budget Analysis
Carbon Offset
ESG Forecast
Manage User
Manage Targets
Manage Assets
View Reports
Product
Home » Product
Add Product
Search Product Here...
PRODUCT NAME
BRAND
CREATED DATE
ACTIONS
Car
Toyota,Tata, BMW, Mercedes
Jan 27, 2025
Phone
Samsung, Apple, Realme
Jan 27, 2025
Keyboard
Dell, HP, Acer
Jan 27, 2025
Monitor
Dell, HP, Acer, Apple, Samsung, Sony
Feb 7, 2025
Edit
Delete
Showing result 1 to 8 of 45
1 2 3 4 5

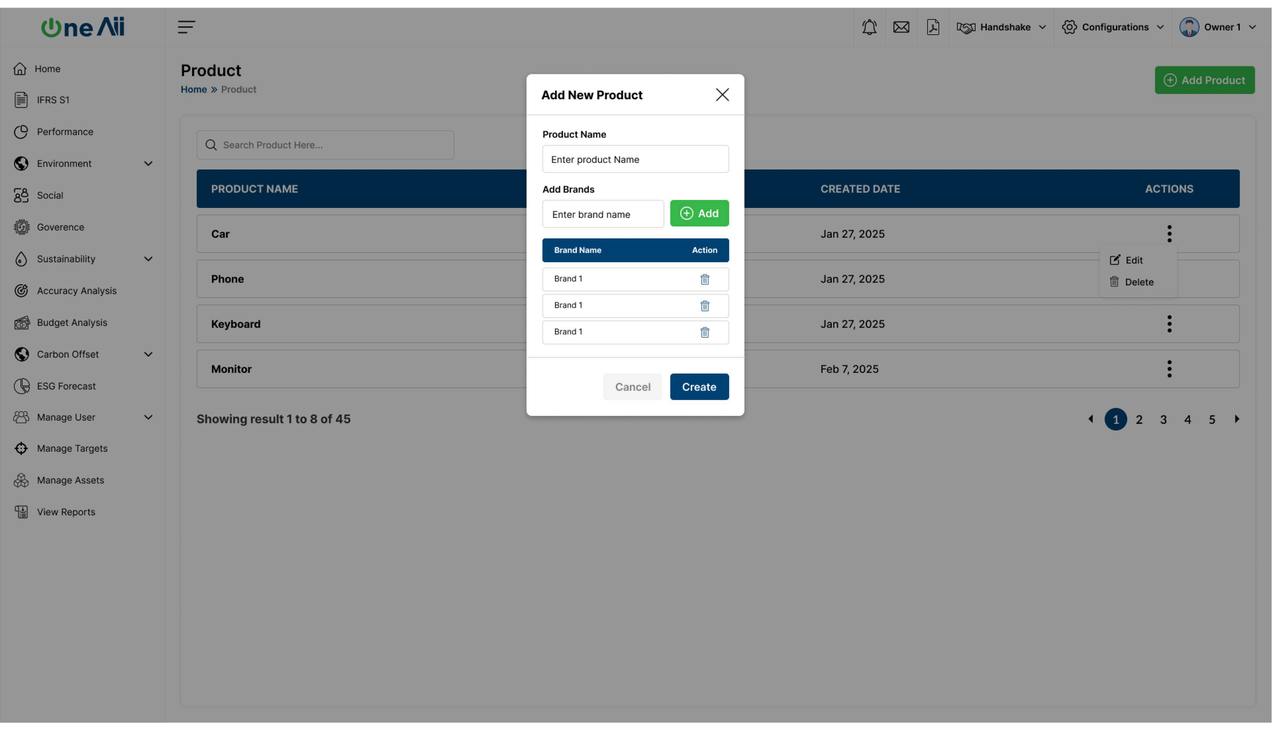
One Aii
Handshake
Configurations
Owner 1
Home
IFRS S1
Performance
Environment
Social
Goverence
Sustainability
Accuracy Analysis
Budget Analysis
Carbon Offset
ESG Forecast
Manage User
Manage Targets
Manage Assets
View Reports
Product
Home » Product
Add Product
Search Product Here...
PRODUCT NAME
CREATED DATE
ACTIONS
Car
Jan 27, 2025
Phone
Jan 27, 2025
Keyboard
Jan 27, 2025
Monitor
Feb 7, 2025
Edit
Delete
Showing result 1 to 8 of 45
1 2 3 4 5
Add New Product
Product Name
Enter product Name
Add Brands
Enter brand name
Add
Brand Name
Action
Brand 1
Brand 1
Brand 1
Cancel
Create

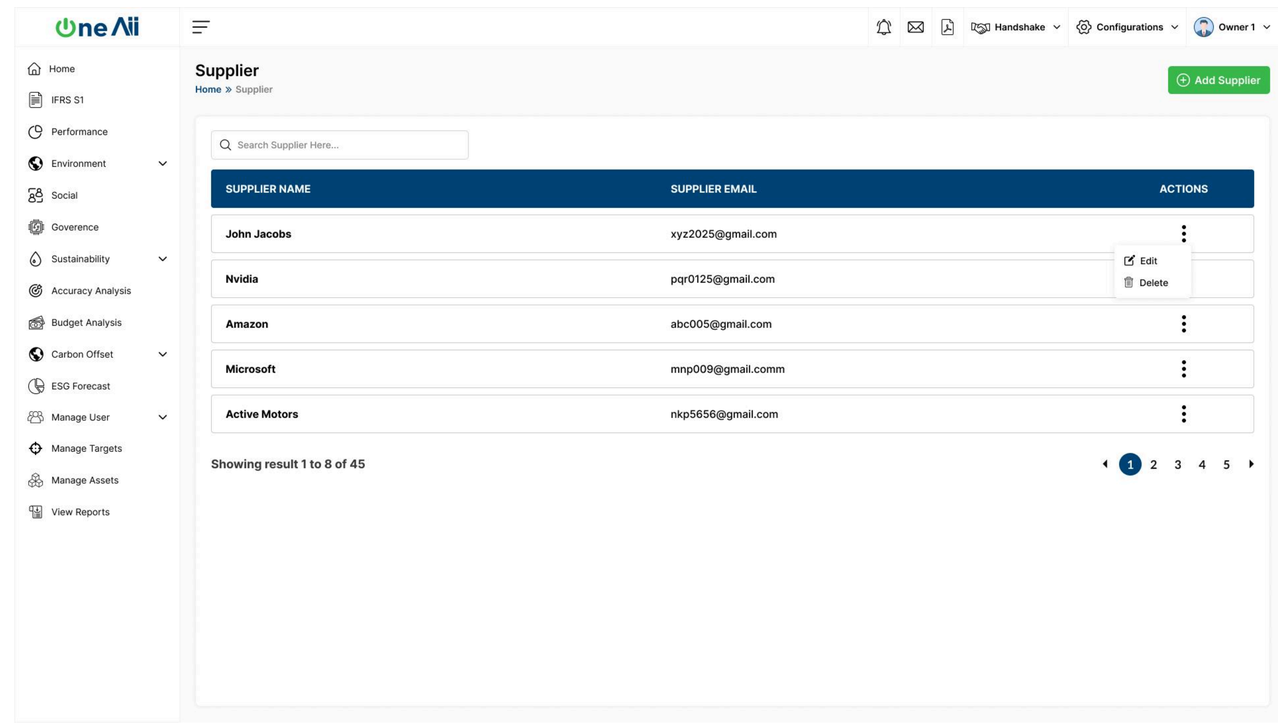
One Aii
Handshake
Configurations
Owner 1
Home
IFRS S1
Performance
Environment
Social
Goverence
Sustainability
Accuracy Analysis
Budget Analysis
Carbon Offset
ESG Forecast
Manage User
Manage Targets
Manage Assets
View Reports
Supplier
Home » Supplier
Add Supplier
Search Supplier Here...
SUPPLIER NAME
SUPPLIER EMAIL
ACTIONS
John Jacobs
xyz2025@gmail.com
Nvidia
pqr0125@gmail.com
Amazon
abc005@gmail.com
Microsoft
mnp009@gmail.comm
Active Motors
nkp5656@gmail.com
Edit
Delete
Showing result 1 to 8 of 45
1 2 3 4 5

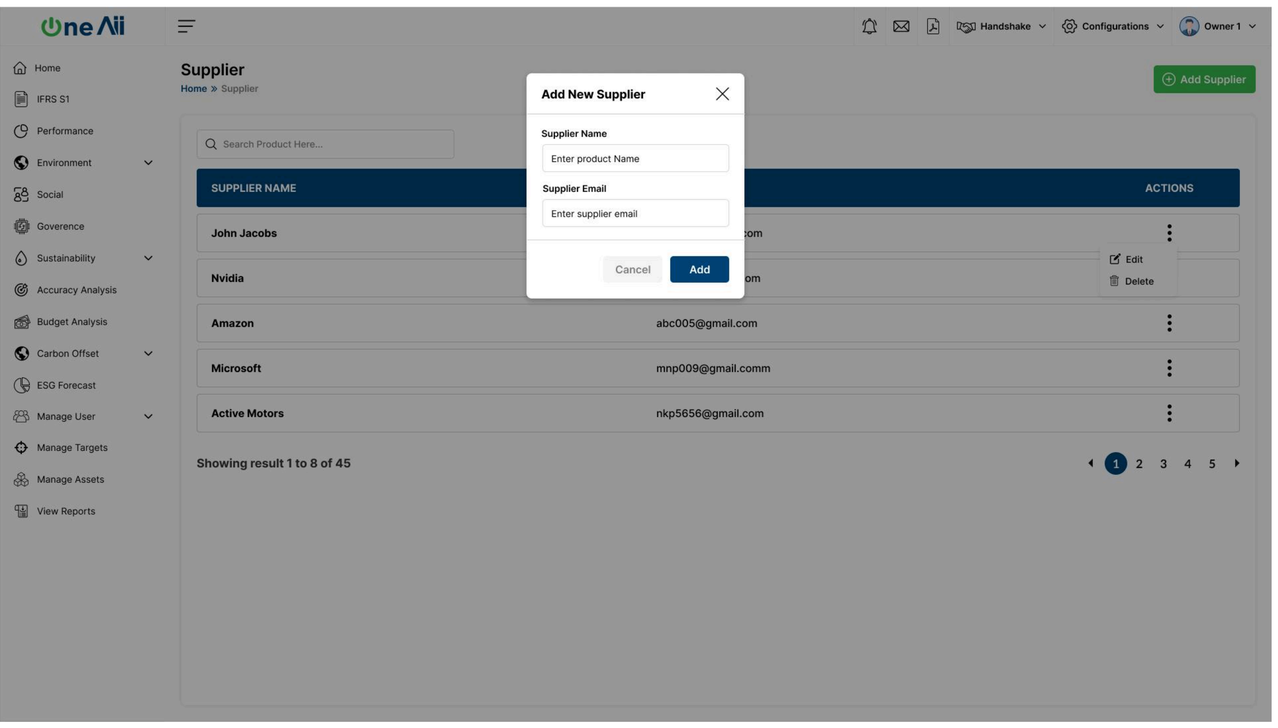
One Aii
Handshake
Configurations
Owner 1
Home
IFRS S1
Performance
Environment
Social
Goverence
Sustainability
Accuracy Analysis
Budget Analysis
Carbon Offset
ESG Forecast
Manage User
Manage Targets
Manage Assets
View Reports
Supplier
Home » Supplier
Add Supplier
Search Product Here...
SUPPLIER NAME
ACTIONS
John Jacobs
Nvidia
Amazon
abc005@gmail.com
Microsoft
mnp009@gmail.comm
Active Motors
nkp5656@gmail.com
Edit
Delete
Showing result 1 to 8 of 45
1 2 3 4 5
Add New Supplier
Supplier Name
Enter product Name
Supplier Email
Enter supplier email
Cancel
Add

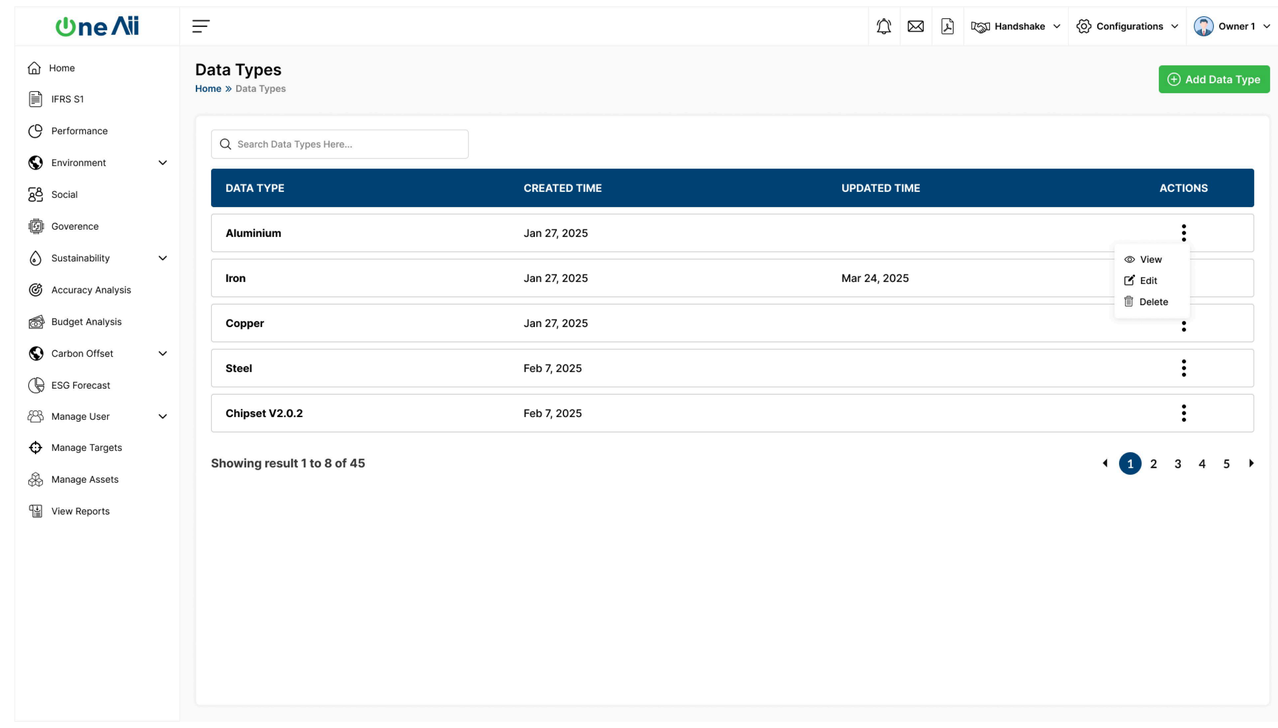
One Aii
Handshake
Configurations
Owner 1
Home
IFRS S1
Performance
Environment
Social
Goverence
Sustainability
Accuracy Analysis
Budget Analysis
Carbon Offset
ESG Forecast
Manage User
Manage Targets
Manage Assets
View Reports
Data Types
Home » Data Types
Add Data Type
Search Data Types Here...
DATA TYPE
CREATED TIME
UPDATED TIME
ACTIONS
Aluminium
Jan 27, 2025
Iron
Jan 27, 2025
Mar 24, 2025
Copper
Jan 27, 2025
Steel
Feb 7, 2025
Chipset V2.0.2
Feb 7, 2025
View
Edit
Delete
Showing result 1 to 8 of 45
1 2 3 4 5

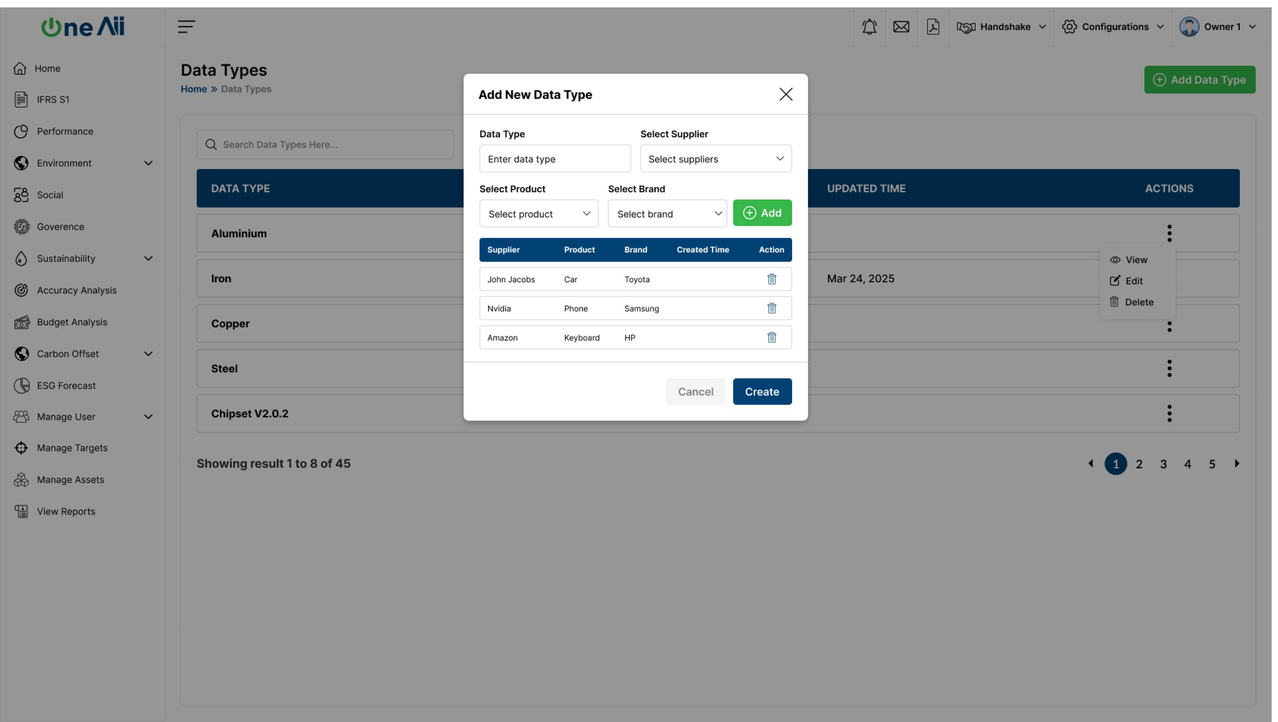
One Aii
Handshake
Configurations
Owner 1
Home
IFRS S1
Performance
Environment
Social
Goverence
Sustainability
Accuracy Analysis
Budget Analysis
Carbon Offset
ESG Forecast
Manage User
Manage Targets
Manage Assets
View Reports
Data Types
Home » Data Types
Add Data Type
Search Data Types Here...
DATA TYPE
UPDATED TIME
ACTIONS
Aluminium
Iron
Mar 24, 2025
Copper
Steel
Chipset V2.0.2
View
Edit
Delete
Showing result 1 to 8 of 45
1 2 3 4 5
Add New Data Type
Data Type
Enter data type
Select Supplier
Select suppliers
Select Product
Select product
Select Brand
Select brand
Add
Supplier
Product
Brand
Created Time
Action
John Jacobs
Car
Toyota
Nvidia
Phone
Samsung
Amazon
Keyboard
HP
Cancel
Create

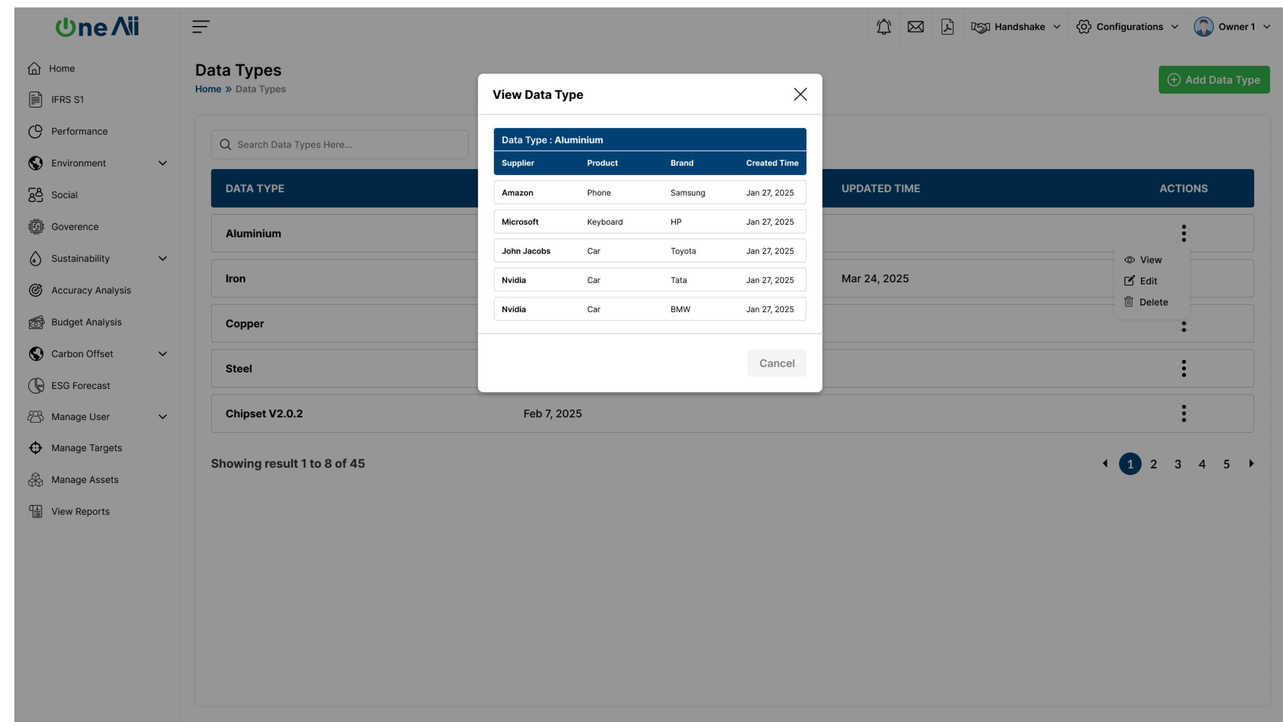
One Aii
Handshake
Configurations
Owner 1
Home
IFRS S1
Performance
Environment
Social
Goverence
Sustainability
Accuracy Analysis
Budget Analysis
Carbon Offset
ESG Forecast
Manage User
Manage Targets
Manage Assets
View Reports
Data Types
Home » Data Types
Add Data Type
Search Data Types Here...
DATA TYPE
UPDATED TIME
ACTIONS
Aluminium
Iron
Mar 24, 2025
Copper
Steel
Chipset V2.0.2
Feb 7, 2025
View
Edit
Delete
Showing result 1 to 8 of 45
1 2 3 4 5
View Data Type
Data Type : Aluminium
Supplier
Product
Brand
Created Time
Amazon
Phone
Samsung
Jan 27, 2025
Microsoft
Keyboard
HP
Jan 27, 2025
John Jacobs
Car
Toyota
Jan 27, 2025
Nvidia
Car
Tata
Jan 27, 2025
Nvidia
Car
BMW
Jan 27, 2025
Cancel

Home
IFRS S1
Performance
Environment
Social
Goverence
Sustainability
Accuracy Analysis
Budget Analysis
Carbon Offset
ESG Forecast
Manage User
Manage Targets
Manage Assets
View Reports

Handshake | Configurations | Owner 1

Units

Home » Units

Add New Unit

Emission Value Units | Emission Factor Units | Other

Search Data Types Here...

All Units

UNIT	CREATED BY	CREATED DATE	UPDATED BY	UPDATED DATE	ACTIONS
tCO2e	Admin	Dec 31, 2024			
ktCO2e	Admin	Dec 31, 2024			
gCO2e	Admin	Dec 31, 2024			
kgCO2e	Admin	Dec 31, 2024			

Edit
Delete

Showing result 1 to 8 of 45

1 2 3 4 5

Home
IFRS S1
Performance
Environment
Social
Goverence
Sustainability
Accuracy Analysis
Budget Analysis
Carbon Offset
ESG Forecast
Manage User
Manage Targets
Manage Assets
View Reports

Handshake | Configurations | Owner 1

Units

Home » Units

Add New Unit

Emission Value Units | Emission Factor Units | Other

Search Data Types Here...

All Units

UNIT	CATEGORY NAME	CALCULATION METHOD	CREATED BY	CREATED DATE	UPDATED BY	UPDATED DATE	ACTIONS
kgCO2e/kg/NM	Upstream transportation and distribution	Distance-based Emission	Admin	Jan 13, 2025			
ktCO2e/kg/NM	Upstream transportation and distribution	Distance-based Emission	Admin	Jan 13, 2025			
ktCO2e/kg/km	Upstream transportation and distribution	Distance-based Emission	Admin	Jan 13, 2025			
ktCO2e/t/mi	Upstream transportation and distribution	Distance-based Emission	Admin	Jan 13, 2025			
ktCO2e/kg	Investments	Investment-Specific Method	Owner1	Jan 23, 2025			
ktCO2e/kg	Investments	Average-Data Method	Owner1	Jan 27, 2025			
tCO2e/kg	Investments	Projected Lifetime Emissions	Owner1	Jan 27, 2025			
tCO2e/kg	Use of sold products	Localized Emission Calculation	Owner1	Jan 28, 2025			
kgCO2e/kg/M	Upstream transportation and distribution	Distance-based Emission	Owner1	Feb 7, 2025			

Showing result 1 to 8 of 45

1 2 3 4 5

Home
IFRS S1
Performance
Environment
Social
Goverence
Sustainability
Accuracy Analysis
Budget Analysis
Carbon Offset
ESG Forecast
Manage User
Manage Targets
Manage Assets
View Reports

Handshake | Configurations | Owner 1

Units

Home » Units

Add New Unit

Emission Value Units | Emission Factor Units | Other

Search Data Types Here...

Select Unit Type

All Units

UNIT	TYPE	CREATED BY	CREATED DATE	UPDATED BY	UPDATED DATE	ACTIONS
wt	Weight	Owner1	Mar 1, 2025			
kg	Weight	Admin	Dec 31, 2024			
t	Weight	Admin	Mar 1, 2025			
l	Liquid	Admin	Dec 31, 2024			
kl	Liquid	Admin	Mar 1, 2025			
gal	Liquid	Admin	Dec 31, 2024			
j	Heat Or Steam	Admin	Mar 1, 2025			
kj	Heat Or Steam	Admin	Dec 31, 2024			
cal	Heat Or Steam	Admin	Dec 31, 2024			

Showing result 1 to 8 of 45

1 2 3 4 5

Home
IFRS S1
Performance
Environment
Social
Goverence
Sustainability
Accuracy Analysis
Budget Analysis
Carbon Offset
ESG Forecast
Manage User
Manage Targets
Manage Assets
View Reports

Handshake | Configurations | Owner 1

Units

Home » Units

Add New Unit

Emission Value Units | Emission Factor Units

Search Data Types Here...

Select Unit Type

All Units

Add New Unit

Emission Value | Emission Factor | Other

Emission Value Unit :

Enter emission value unit

Cancel | Create

Home
IFRS S1
Performance
Environment
Social
Goverence
Sustainability
Accuracy Analysis
Budget Analysis
Carbon Offset
ESG Forecast
Manage User
Manage Targets
Manage Assets
View Reports

Handshake | Configurations | Owner 1

Units

Home » Units

Add New Unit

Emission Value Units | Emission Factor Units

Search Data Types Here...

Select Unit Type

All Units

Add New Unit

Emission Value | Emission Factor | Other

Scope 3 Categories: Select Categories

Calculation Methods: Select calculation methods

Unit Type: Select type | Units: Select unit | Add

Unit Type: Select type | Units: Select unit | Remove

Emission Values: Select emission values

Emission Factor Unit

Cancel | Create

Home
IFRS S1
Performance
Environment
Social
Goverence
Sustainability
Accuracy Analysis
Budget Analysis
Carbon Offset
ESG Forecast
Manage User
Manage Targets
Manage Assets
View Reports

Handshake | Configurations | Owner 1

Units

Home » Units

Add New Unit

Emission Value Units | Emission Factor Units

Search Data Types Here...

Select Unit Type

All Units

Add New Unit

Emission Value | Emission Factor | Other

Type: Select Type

Unit

Cancel | Create

Home
IFRS S1
Performance
Environment
Social
Goverence
Sustainability
Accuracy Analysis
Budget Analysis
Carbon Offset
ESG Forecast
Manage User
Manage Targets
Manage Assets
View Reports

Handshake | Configurations | Owner 1

Location

Home » Location

Search By Location Name

LOCATION NAME	CREATED TIME	ACTIONS
Kalamassery	Apr 17, 2025 2:25 PM	
RMIT University	Apr 17, 2025 2:45 PM	
US	Apr 17, 2025 2:25 PM	
New York	Apr 17, 2025 2:45 PM	
NZ	Apr 17, 2025 2:25 PM	

View

Showing result 1 to 8 of 45

1 2 3 4 5

Home
IFRS S1
Performance
Environment
Social
Goverence
Sustainability
Accuracy Analysis
Budget Analysis
Carbon Offset
ESG Forecast
Manage User
Manage Targets
Manage Assets
View Reports

Handshake | Configurations | Owner 1

Location

Home » Location

Search By Location Name

Kalamassery Location

Close

LOCATION NAME | ACTIONS

Kalamassery
RMIT University
US
New York
NZ

View

Showing result 1 to 8 of 45

1 2 3 4 5

One Aii

Home
IFRS S1
Performance
Environment
Social
Goverence
Sustainability
Accuracy Analysis
Budget Analysis
Carbon Offset
ESG Forecast
Manage User
Manage Targets
Manage Assets
View Reports

Handshake | Configurations | Owner 1

Devices

Home » Devices

Search By Device Name

DEVICE NAME	IP ADDRESS	STATUS	DEVICE LOCATION	LAST ACTIVE	ACTIONS
Emission_Device_01	192.168.1.2	Active	Kalamassery	3day	View
Emission_Device_02	192.168.1.3	Inactive	Kalamassery	8day	
Emission_Device_03	192.168.1.4	Active	RMIT University	3day	
Emission_Device_04	192.168.1.5	Active	RMIT University	3day	

Showing result 1 to 8 of 45

1 2 3 4 5

Kalamassery Location

Close

Matrix Weight Configuration

Home » Matrix Weight

Edit Matrix Weight

MATRIX NAME	WEIGHTAGE
Environment	0.5
Social	0.3
Governance	0.2

NAME	WEIGHTAGE
CARBON EMISSION	0.6
WATER USAGE	0.4

Edit Matrix Weight

Environment	0.5
Carbon Emission	0.6
Water Usage	0.4
Social	0.3
Governance	0.2

Cancel | Update

Revenue Configuration

Home » Revenue

Add Revenue

START DATE	END DATE	REVENUE	ACTIONS
Jan 1, 2022	Dec 31, 2022	3445	Edit, Delete
Jan 1, 2028	Dec 31, 2028	5678	
Jan 1, 2009	Dec 31, 2009	3456	

Showing result 1 to 8 of 45

1 2 3 4 5

Add Revenue

Month wise | Year wise

Select Month: 03/11/2025

Enter Revenue: 0

Cancel | Add

Conversion Factors

Home » Conversion Factors

Add Conversion Factors

Search By Gas Name

GAS	CONVERSION FACTOR	UNIT	UPDATED TIME	ACTIONS
Methane	123	kg/m³	Apr 17, 2025	Edit, Delete
Carbon Dioxide	123	kg/m³	Apr 18, 2024	
Nitrous Oxide	123	kg/m³	Mar 05, 2024	
Hydrofluorocarbons	123	kg/m³	Jan 05, 2025	
Perfluorocarbons	123	kg/m³	Feb 22, 2025	
Sulfur Hexafluoride	123	kg/m³	Feb 28, 2024	
Nitrogen Trifluoride	123	kg/m³	Apr 28, 2024	

Showing result 1 to 8 of 45

1 2 3 4 5

Add Conversion Factor

Gas: Select Gas

Conversion Factor: Enter conversion factor

Unit: Select unit

Cancel | Create

Global Warming Potential (GWP)

Home » Global Warming Potential (GWP)

Add GWP

Search By Gas Name

GAS	GWP	CREATED TIME	UPDATED TIME	ACTIONS
Methane	10	Apr 28, 2024	Apr 17, 2025	
Carbon Dioxide	5	Feb 28, 2024	Apr 18, 2024	
Nitrous Oxide	152	Feb 22, 2025	Mar 05, 2024	
Hydrofluorocarbons	58	Jan 05, 2025	Jan 05, 2025	
Perfluorocarbons	30	Mar 05, 2024	Feb 22, 2025	
Sulfur Hexafluoride	10	Apr 18, 2024	Feb 28, 2024	
Nitrogen Trifluoride	15	Apr 17, 2025	Apr 28, 2024	

Edit
Delete

Showing result 1 to 8 of 45

1 2 3 4 5

Add GWP

Gas
Select Gas

GWP
Enter gwp

Cancel Create

Mail Box

Home » Mail Box

Select Contributor: Select Supplier

CONTRIBUTOR NAME	DATA TYPE	LOCATION	PERIOD	ACTIONS
Nvidia	Aluminium	Australia	2025-11	
Nvidia	Aluminium	washington	2025-01	

View

Showing result 1 to 8 of 45

1 2 3 4 5

Supplier Details

Contributor Name : Nvidia
Data Type : Aluminium
Location : Australia
Period : 2025-11

End-of-life treatment of sold products

Send Mail

Blue Core Dashboard

Industry Code S1 » Blue Core Dashboard

Year 2025 IFRS Reference

7	64	18	11	85%	500k
Sectors	Infrastructure Score	Total Questions	Answered	Compliance Rate	Total Revenue

IFRS Overview 2025 - Top Sectors

2016 2020 2021 2022 2023 2024 2025

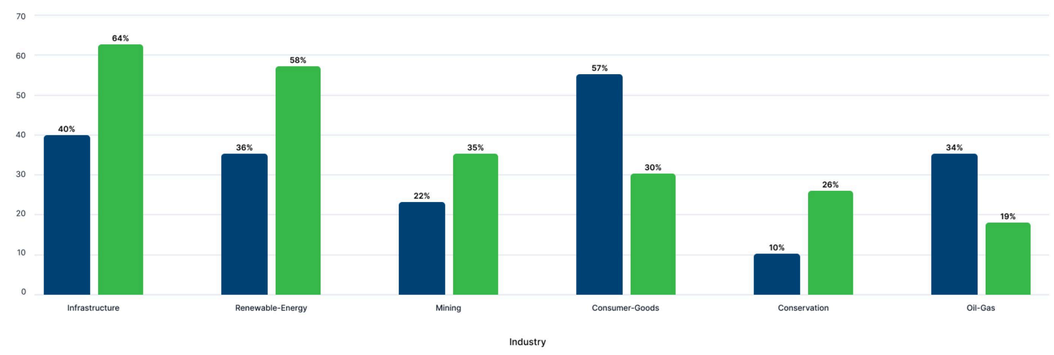

Infrastructure

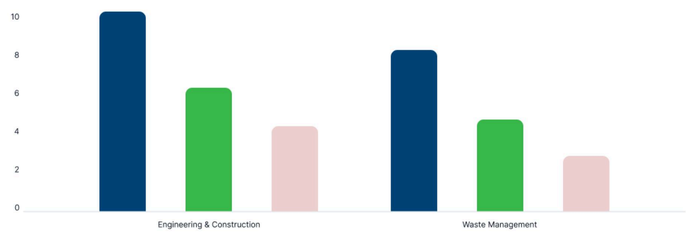

Materiality Distribution

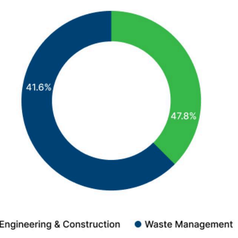

GHG Emissions by Sector (tCO_2e)

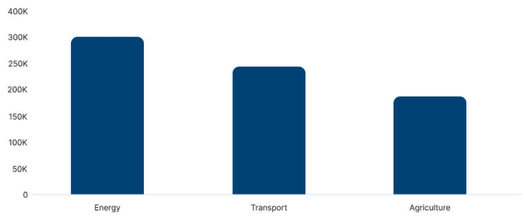

Financial Breakdown

Revenue
2025: $540k | 2024: $500k
+8%

Expenses
2025: $320k | 2024: $350k
-9%

Net Profit
2025: $220k | 2024: $200k
+10%

Profit Margin Trend
2024: 40% 2025: 41%

IFRS S1 Compliance Score by Sector (%)

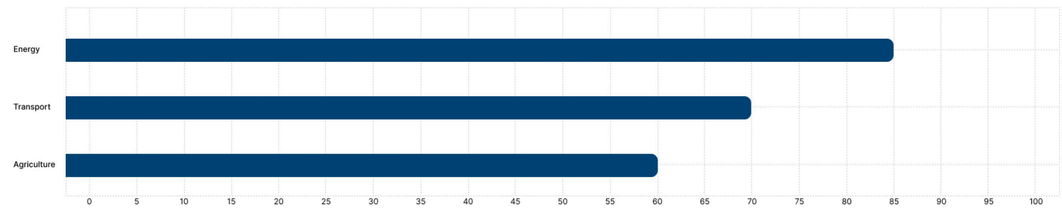

Know-Your-industry

Industry Code S1 » Know-Your-industry

Industry Status

Find Your Industry 2025

- Infrastructure — Total : 8 | Active : 3 | Inactive : 5
- Renewable Resources and Alternate Energy — Total : 6 | Active : 1 | Inactive : 5
- Financials — Total : 7 | Active : 0 | Inactive : 7
- Extractives and Minerals Processing — Total : 8 | Active : 1 | Inactive : 7
- Consumer Goods — Total : 8 | Active : 1 | Inactive : 7
- Food & Beverage — Total : 8 | Active : 0 | Inactive : 8
- Health Care — Total : 6 | Active : 0 | Inactive : 6
- Resource Transformation — Total : 5 | Active : 0 | Inactive : 5
- Services — Total : 7 | Active : 0 | Inactive : 7
- Technology & Communications — Total : 6 | Active : 0 | Inactive : 6
- Technology & Communications — Total : 6 | Active : 0 | Inactive : 6

Engineering and Construction

See Disclosure Topics | Save Codes

- IF-EN-160a.2 Environmental Impacts of Project Development
- IF-EN-320a.1 Workforce Health & Safety, Structural Integrity & Safety
- RR-ST-130a.3 Energy Management in Solar Manufacturing
- IF-EN-160a.2 Environmental Impacts of Project Development
- IF-EN-510a.3 Business Ethics
- IF-EN-160a.1 Environmental Impacts of Project Development
- IF-EN-410b.1 Climate Impacts of Business Mix
- IF-EN-510a.2 Business Ethics
- IF-EN-510a.1 Business Ethics
- IF-EN-410b.3 Climate Impacts of Business Mix
- RR-ST-130a.3 Energy Management in Solar Manufacturing
- IF-EN-410a.2 Lifecycle Impacts of Buildings & Infrastructure, Carbon Emissions...
- IF-EN-250a.1 Structural Integrity & Safety
- IF-EN-410a.1 Lifecycle Impacts of Buildings & Infrastructure, Carbon Emissions...
- IF-EN-250a.2 Structural Integrity & Safety

Waste Management

See Disclosure Topics | Save Codes

Water Utilities & Services

See Disclosure Topics | Save Codes

Electric Utilities & Power Generators

See Disclosure Topics | Save Codes

Gas Utilities & Distributors

See Disclosure Topics | Save Codes

Home Builders

See Disclosure Topics | Save Codes

Real Estate

See Disclosure Topics | Save Codes

Real Estate Services

See Disclosure Topics | Save Codes

Disclosure Topics

Industry Code S1 » Disclosure Topics

← Back

Engineering and Construction

The Engineering & Construction Services industry delivers design, construction, consulting, and contracting services across four main segments: engineering services, infrastructure construction, non-residential building construction, and subcontracting/professional services. Projects range from infrastructure (e.g., power plants, pipelines, bridges) to commercial buildings (e.g., offices, hospitals, retail). The industry serves both public and private sector clients, with large firms often operating globally and across multiple segments.

Relevant Issues

- Social Capital
- Business Model and Innovation
- Leadership and Governance
- Environment
- Human Capital

Social Capital

Customer Privacy
This category focuses on how companies manage risks associated with the use of personally identifiable information (PII) and other customer data for secondary purposes, such as marketing through affiliated or third-party entities. It covers social concerns related to data collection practices, user consent (e.g., opt-in policies), transparency about data usage, and compliance with evolving privacy regulations. It does not include social issues related to cybersecurity threats, which are addressed separately.

Human Rights & Community Relations
This category focuses on how companies manage their relationships with local communities, including both direct and indirect impacts on fundamental human rights and the treatment of Indigenous peoples. It involves addressing socio-economic effects, engaging with communities, promoting environmental justice, supporting local employment and businesses, and conducting environmental and social impact assessments. Environmental issues like air pollution and waste, though they may affect community health, are covered under separate categories.

Access & Affordability
This category focuses on a company's capacity to provide widespread access to its products and services, particularly for underserved populations and markets. It involves addressing essential needs by ensuring the affordability and accessibility of services such as healthcare, finance, utilities, education, and telecommunications.

Data Security
This category focuses on how companies manage risks associated with collecting, storing, and using sensitive, confidential, or proprietary customer data. It includes social concerns stemming from events like data breaches that may expose personally identifiable information (PII) or other user data. The category covers company strategies, policies, and practices related to IT infrastructure, employee training, data management, collaboration with law enforcement, and other measures to protect customer and user data.

Selling Practices & Product Labeling
This category focuses on social risks linked to how transparently, accurately, and clearly a company communicates through its marketing, advertising, and product labeling. It covers compliance with advertising regulations, ethical marketing practices, and the avoidance of misleading claims or deceptive labels. It also includes concerns around discriminatory, predatory, or aggressive sales and lending tactics, especially when employee incentives promote products or services that may not align with the best interests of customers.

Customer Welfare
This category focuses on customer welfare concerns related to aspects such as food and beverage health and nutrition, antibiotic use in animal farming, and the handling of controlled substances. It evaluates a company's ability to deliver products and services that meet societal expectations regarding well-being. The category does not cover product quality or safety failures, but rather addresses issues tied to the inherent design and delivery of products where customer welfare may be impacted. It also includes efforts to prevent the distribution of counterfeit products.

Know-Your-industry Status

Industry Code S1 » Know-Your-industry Status

← Back

Ongoing | Internal Auditing | Recompiling | External Auditing | Completed

Search Industry Status Here...

YEAR	INDUSTRY NAME	TENANT ID	CREATED TIME	ACTIONS
2025	Metals & Mining	Owner1	8/16/25, 8:49 PM	
1970	Engineering and Construction	Owner1	8/19/25, 5:09 PM	
1982	Engineering and Construction	Owner1	8/20/25, 12:30 PM	
2022	Metals & Mining	Owner1	8/23/25, 7:20 PM	
2025	Waste Management	Owner1	8/25/25, 6:47 AM	
2025	Solar Technology and Project Developer	Owner1	8/25/25, 8:12 AM	
2022	Engineering and Construction	Owner1	8/25/25, 5:39 PM	

Edit
Move to Internal Audit

Showing result 1 to 8 of 45

1 2 3 4 5

SASB Industry-Specific Scope 1 Questions

Industry Code S1 » Your-industry

Metals & Mining - 2025-01-01 to 2025-12-31

Reallocated : 36 | Materiality : 24

Categories

Verify | Approve | Rejected

RR-ST-130a.3
Energy Management in Solar Manufacturing

TCFD Categories

Metrics & Targets	0 / 8
Strategy	0 / 10
Governance	0 / 8
Risk Management	0 / 10

EM-MM-210a.3
Security, Human Rights & Indigenous Rights

EM-MM-150a.10
Waste & Hazardous Materials Management

EM-MM-150a.5 (for tailings generation)
Waste & Hazardous Materials Management

EM-MM-540a.1
Waste & Hazardous Materials Management, Tailings Storage Facilities Management

EM-MM-140a.2
Water Management, Biodiversity and Land Use

EM-MM-510a.1
Business Ethics & Transparency

Energy Management In Solar Manufacturing | Waste & Hazardous Materials Management | Tailings Storage Facilities Management

Energy Consumption & Efficiency

Total : 10 | Active : 3 | Inactive : 5

1. What proportion of production facilities are certified under ISO 50001 Energy Management Systems?

S1 Reference: IFRS S1, Paragraph 51 | S2 Reference: IFRS S2, Paragraph 21(a) | Industry Standard: IF-EN-250a.2 | Materiality

Level 2

What are the key benefits of ISO 50001 certification for solar manufacturers?
- [x] Systematic approach to energy management
- [ ] Compliance with international energy efficiency standards
- [ ] Enhanced investor and stakeholder confidence
- [ ] Improved cost savings through structured energy reductions
- [ ] Other

What percentage of solar module production facilities have obtained ISO 50001 certification?
- [x] 50-70% of production facilities certified
- [ ] Some sites in the process of certification
- [ ] Target to reach 100% certification in the next 5 years
- [ ] Variations based on regional energy regulations
- [ ] Other

Level 3

How does the company ensure compliance with ISO 50001 certification requirements?
- [x] Regular internal and external energy audits
- [ ] Employee training on energy management best practices
- [ ] Continuous improvement through feedback mechanisms
- [ ] Integration of ISO 50001 into operational processes
- [ ] Other

How does the company benchmark its ISO 50001 certification efforts against competitors?
- [x] Comparison with leading solar manufacturers
- [ ] Alignment with industry-wide best practices
- [ ] Engagement with certification bodies for insights
- [ ] Participation in sector-wide energy efficiency
- [ ] Other

Level 4

What challenges does the company face in obtaining and maintaining ISO 50001 certification?
- [x] Cost of certification and ongoing compliance
- [ ] Complexity in aligning all production sites to ISO standards
- [ ] Need for continuous monitoring and reporting
- [ ] Integration of certification requirements into existing processes
- [ ] Other

How does ISO 50001 certification impact the company's long-term sustainability strategy?
- [x] Strengthens climate action commitments
- [ ] Improves energy risk management and resilience
- [ ] Enhances access to green financing and incentives
- [ ] Increases competitiveness in sustainable markets
- [ ] Other

Submit

Renewable Energy Integration

Total : 10 | Active : 3 | Inactive : 5

Energy Intensity Metrics & Performance Tracking

Total : 10 | Active : 3 | Inactive : 5

Energy Audits & Certifications

Total : 10 | Active : 3 | Inactive : 5

Investment in Energy Efficiency Projects

Total : 10 | Active : 3 | Inactive : 5

Other

Enter Value

Enter a value | Add

Answer 1

Enter Comment...

Answer 2

Answer 3

Cancel | Save

Materiality

Please select a reason for materiality:

- (selected) Because that section does not apply to the operations of the company

Comment: Enter Comment

Upload Documents: Click to Upload

Save

- Because an alternate part of another code applies more relevantly to that company
- The company doesn't know the answer or has no data

Cancel | Save Materiality

Materiality

Please select a reason for materiality:

- Because that section does not apply to the operations of the company
- (selected) Because an alternate part of another code applies more relevantly to that company

Comment: Enter Comment

Upload Documents: Click to Upload

Save

Select Sector: Engineering and Construction

Select Industry Code: IF-EN-250a.2

Sector : Engineering and Construction

Selected Industry code : IF-EN-250a.2

- The company doesn't know the answer or has no data

Cancel | Save Materiality

Materiality Questions

Structural Integrity & Safety

Climate-Smart Design Practices

1. How does the company integrate climate-smart design principles into the architectural layout, material selection, and energy systems of construction projects?
2. What processes are in place to integrate solar panels, geothermal systems, and energy-efficient HVAC systems into building designs?
3. How does the company align design specifications with Net Zero transition goals during design review and approval stages?
4. How are structural designs optimized to enhance resilience against extreme weather events such as floods, heatwaves, or heavy rainfall?
5. What third-party certification or verification mechanisms are used to validate emissions reduction claims from climate-smart design changes?

Defect Prevention and Control

Safety Standards and Compliance

Materiality Items

IFRS Code	Main Categories	Alternate IFRS Code	Comment	File	Action
EM-MM-210a.2	Security, Human Rights & Indigenous Rights	-	-	-	Comment / Revert to Report
EM-MM-110a.2	Greenhouse Gas Emissions (GHG)	-	-	-	Comment / Revert to Report
EM-MM-120a.1	Air Quality	-	-	-	Comment / Revert to Report
EM-MM-310a.2	Workforce Health & Safety	-	-	-	Comment / Revert to Report
EM-MM-150a.9	Waste & Hazardous Materials Management	-	-	-	Comment / Revert to Report
EM-MM-320a.1	Labour Practices	-	-	-	Comment / Revert to Report
EM-MM-150a.7 / EM-MM-150a.8 / EM-MM-150a.10	Waste & Hazardous Materials Management	-	-	-	Comment / Revert to Report
EM-MM-150a.7 / EM-MM-150a.8	Waste & Hazardous Materials Management	-	-	-	Comment / Revert to Report
EM-MM-210a.1	Security, Human Rights & Indigenous Rights	-	-	-	Comment / Revert to Report
EM-MM-140a.1	Water Management	-	-	-	Comment / Revert to Report
EM-MM-130a.1	Energy Management	-	-	-	Comment / Revert to Report
EM-MM-210b.2	Community Relations	-	-	-	Comment / Revert to Report

Close

Reallocate

From

Select Sector: Engineering and Construction

Industry Code: IF-EN-160a.2

Sector: Engineering and Construction

Selected Industry code: IF-EN-250a.2

To

Sector: Engineering and Construction

Selected Industry code: IF-EN-250a.2

Close | Submit

Internal Audit

Industry Code S1 » Internal Audit

Internal Auditing | Recompiling | Completed

Search Internal Audit Here...

YEAR	INDUSTRY NAME	TENANT ID	CREATED TIME	ACTIONS
2025	Metals & Mining	Owner1	8/16/25, 8:49 PM	
1970	Engineering and Construction	Owner1	8/19/25, 5:09 PM	View / Edit
1982	Engineering and Construction	Owner1	8/20/25, 12:30 PM	
2022	Metals & Mining	Owner1	8/23/25, 7:20 PM	
2025	Waste Management	Owner1	8/25/25, 6:47 AM	
2025	Solar Technology and Project Developer	Owner1	8/25/25, 8:12 AM	
2022	Engineering and Construction	Owner1	8/25/25, 5:39 PM	

Showing result 1 to 8 of 45

1 2 3 4 5

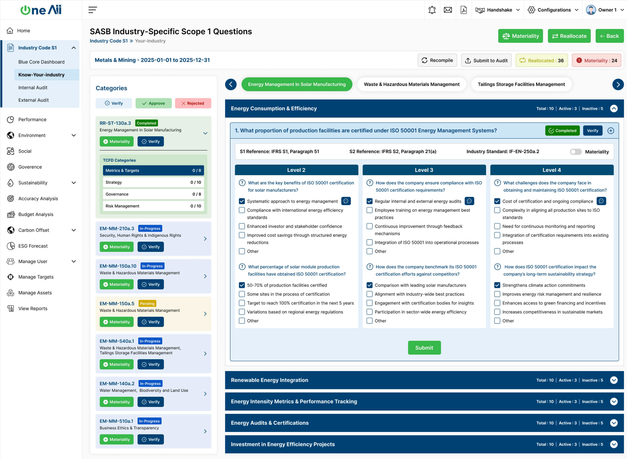
SASB Industry-Specific Scope 1 Questions
Materiality
Reallocate
Back
Metals & Mining - 2025-01-01 to 2025-12-31
Recomplete
Submit to Audit
Reallocated : 36
Materiality : 24
Categories
Energy Management in Solar Manufacturing
Waste & Hazardous Materials Management
Tailings Storage Facilities Management
Energy Consumption & Efficiency
1. What proportion of production facilities are certified under ISO 50001 Energy Management Systems?
Level 2
Level 3
Level 4
Submit
Renewable Energy Integration
Energy Intensity Metrics & Performance Tracking
Energy Audits & Certifications
Investment in Energy Efficiency Projects

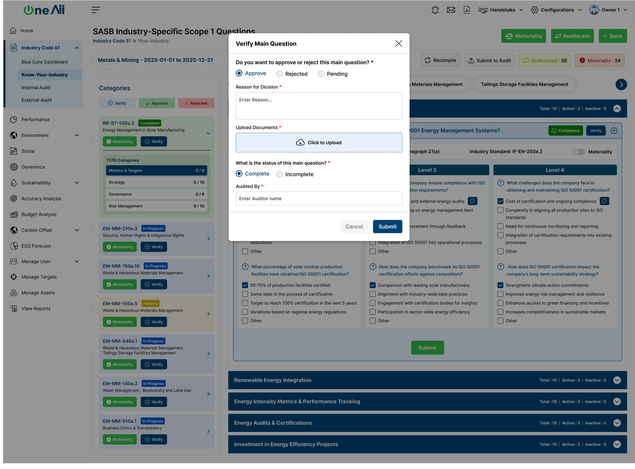
SASB Industry-Specific Scope 1 Questions
Verify Main Question
Do you want to approve or reject this main question? *
Approve
Rejected
Pending
Reason for Dicision *
Enter Reason...
Upload Documents *
Click to Upload
What is the status of this main question? *
Complete
Incomplete
Audited By *
Enter Auditor name
Cancel
Submit

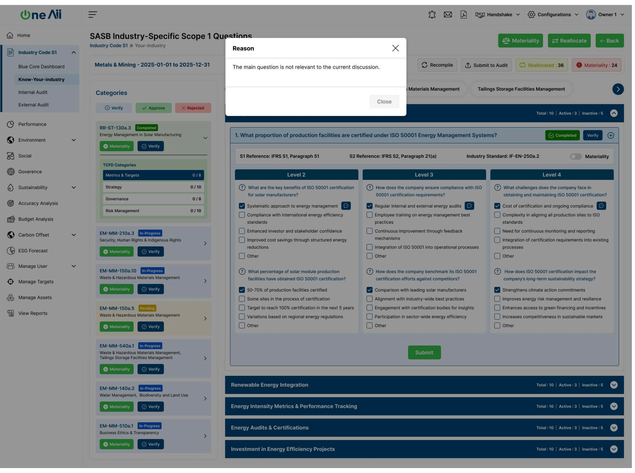
SASB Industry-Specific Scope 1 Questions
Reason
The main question is not relevant to the current discussion.
Close

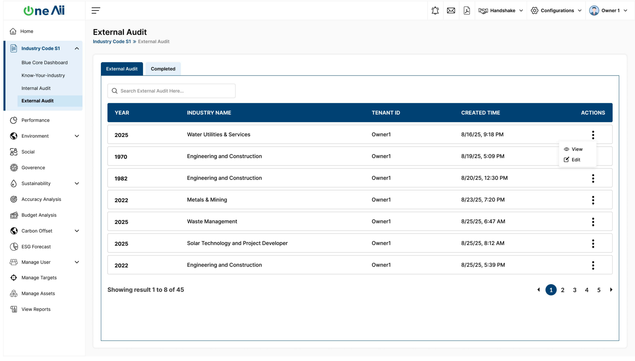
External Audit
External Audit
Completed
YEAR
INDUSTRY NAME
TENANT ID
CREATED TIME
ACTIONS
2025 Water Utilities & Services Owner1 8/16/25, 9:18 PM
1970 Engineering and Construction Owner1 8/19/25, 5:09 PM
1982 Engineering and Construction Owner1 8/20/25, 12:30 PM
2022 Metals & Mining Owner1 8/23/25, 7:20 PM
2025 Waste Management Owner1 8/25/25, 6:47 AM
2025 Solar Technology and Project Developer Owner1 8/25/25, 8:12 AM
2022 Engineering and Construction Owner1 8/25/25, 5:39 PM
View
Edit
Showing result 1 to 8 of 45

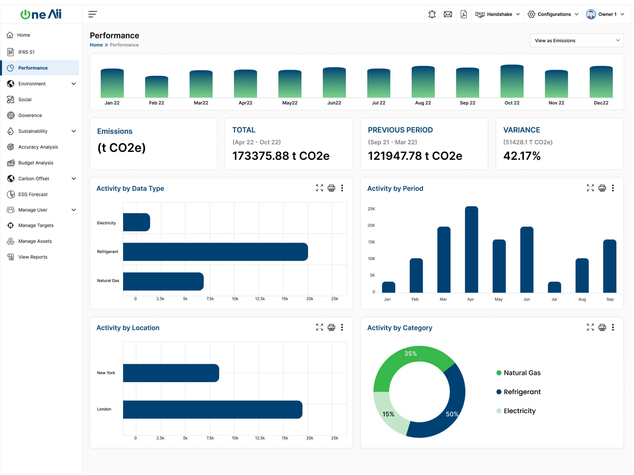
Performance
View as Emissions
Emissions
(t CO2e)
TOTAL
(Apr 22 - Oct 22)
173375.88 t CO2e
PREVIOUS PERIOD
(Sep 21 - Mar 22)
121947.78 t CO2e
VARIANCE
(51428.1 T CO2e)
42.17%
Activity by Data Type
Activity by Period
Activity by Location
Activity by Category
Natural Gas
Refrigerant
Electricity

Scope 1 Dashboard
Scope 1 Emission
0.00
September 2025 (Current Month)
Scope 1 Emission
0.00
August 2025 (Previous Month)
Distribute emission to products
Distribute Emission
September 2025 (Current Month)
Historical CO2e Scope1 Total Emission
Emisssion By Location
Total Emissions by Location
Kalamassery
RMIT University
Emisssion By Location
Emission By GHG
Emission By GHG (Bar Chart)
Consumption
111.696 Per Week
15.957 Per Day
0.665 Per Hour
484.015 Per Month
Scope 2 Emissions Over Time
Consumption Overview
LOCATION HOUR DAY WEEK MONTH
Kalamassery 0.47 11.32 79.32 343.31
RMIT University 0.19 4.64 32.47 140.70
Kalamassery 0.47 11.32 79.32 343.31
RMIT University 0.19 4.64 32.47 140.70
Device Emission

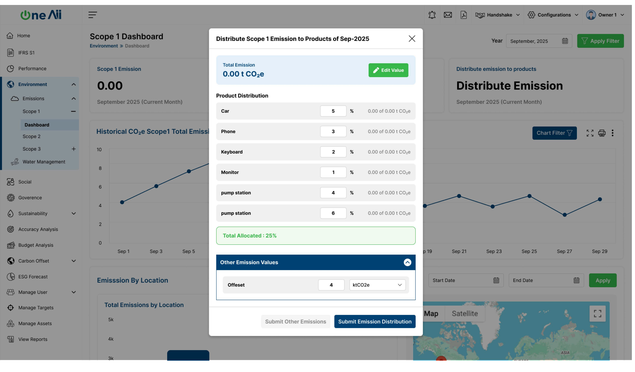
Scope 1 Dashboard
Distribute Scope 1 Emission to Products of Sep-2025
Total Emission
0.00 t CO2e
Edit Value
Product Distribution
Car 5 % 0.00 of 0.00 t CO2e
Phone 3 % 0.00 of 0.00 t CO2e
Keyboard 2 % 0.00 of 0.00 t CO2e
Monitor 1 % 0.00 of 0.00 t CO2e
pump station 4 % 0.00 of 0.00 t CO2e
pump station 6 % 0.00 of 0.00 t CO2e
Total Allocated : 25%
Other Emission Values
Offset 4 MtCO2e
Submit Other Emissions
Submit Emission Distribution
Distribute Emission
Emisssion By Location
Total Emissions by Location

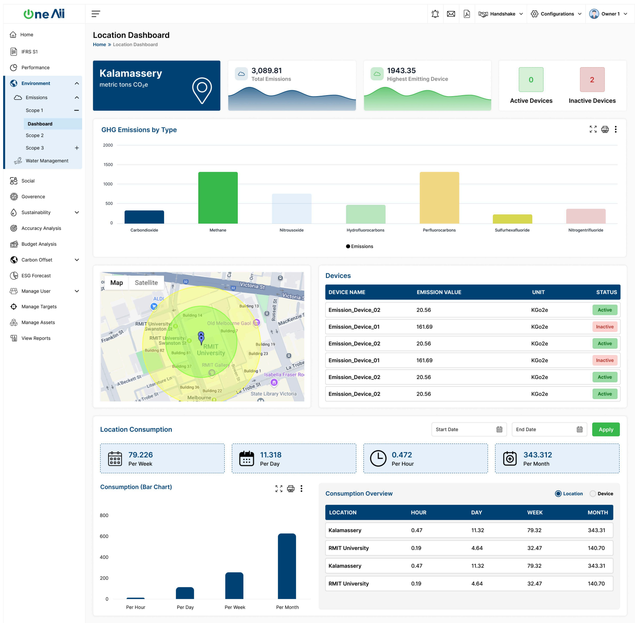
Location Dashboard
Kalamassery
metric tons CO2e
3,089.81
Total Emissions
1943.35
Highest Emitting Device
0
Active Devices
2
Inactive Devices
GHG Emissions by Type
Devices
DEVICE NAME EMISSION VALUE UNIT STATUS
Emission_Device_02 20.56 KGco2e Active
Emission_Device_01 161.69 KGco2e Inactive
Emission_Device_02 20.56 KGco2e Active
Emission_Device_01 161.69 KGco2e Inactive
Emission_Device_02 20.56 KGco2e Active
Emission_Device_02 20.56 KGco2e Active
Location Consumption
79.226 Per Week
11.318 Per Day
0.472 Per Hour
343.312 Per Month
Consumption (Bar Chart)
Consumption Overview
LOCATION HOUR DAY WEEK MONTH
Kalamassery 0.47 11.32 79.32 343.31
RMIT University 0.19 4.64 32.47 140.70
Kalamassery 0.47 11.32 79.32 343.31
RMIT University 0.19 4.64 32.47 140.70

Device Dashboard

Home » Device Dashboard

Emission_Device_01

Startup Village, HMT Colony, North Kalamassery, HMT Kalamassery, Kochi, Kerala 683503, India

Apr 25, 2025

11:19:29 AM

Connected

Historical CO_2e Device Emission

Chart Filter

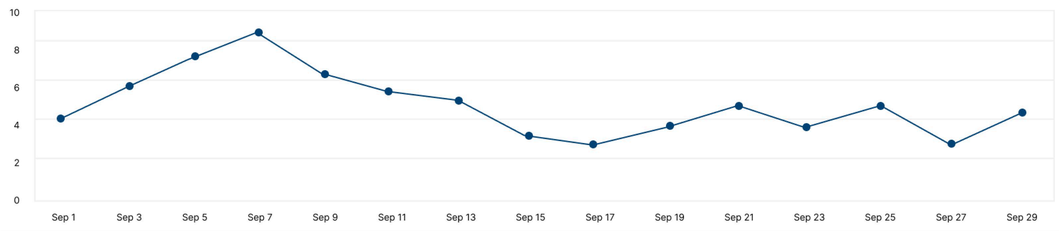

Device Consumption

Start Date | End Date | Apply

21.179 Per Week	3.026 Per Day	0.126 Per Hour	91.774 Per Month

Consumption (Bar Chart)

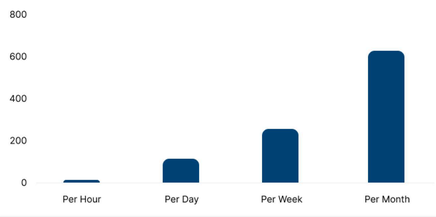

Consumption Overview

Location | Device

LOCATION	HOUR	DAY	WEEK	MONTH
Kalamassery	0.47	11.32	79.32	343.31
RMIT University	0.19	4.64	32.47	140.70
Kalamassery	0.47	11.32	79.32	343.31
RMIT University	0.19	4.64	32.47	140.70

Data Entry

Home » Data Entry

Sub Category

Tab id: 1

Subcategory Number: 1

Category: Enter category

Submit

Level

Tab id: 1 | Level NO: 1 | Main Question: Select main question

Level Question: Enter level question

Possible Answers: Enter Possible Answers

Submit

Main question

Tab id: 1

Subcategory Number: Select category number

Main Question: Enter category

Submit

Emissions Dashboard

Home » Emissions Dashboard

Month | Year | 03/11/2025 | Unit: ktCO2e | Apply Filter

Emissions Overview

In Progress!

Scope 3 Emissions		Scope 1	Scope 2
0 K t of CO2e	0% of total	97.85 K t CO2e	83.67 K t CO2e

Top Suppliers

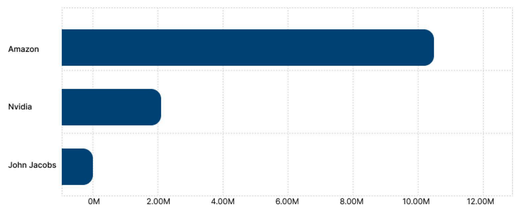

Scope 3 MOM Performance

CURRENT	PREVIOUS	VARIANCE
79K	58K	39%

Scope 3 Category Performance (tCO2e)

Upstream :

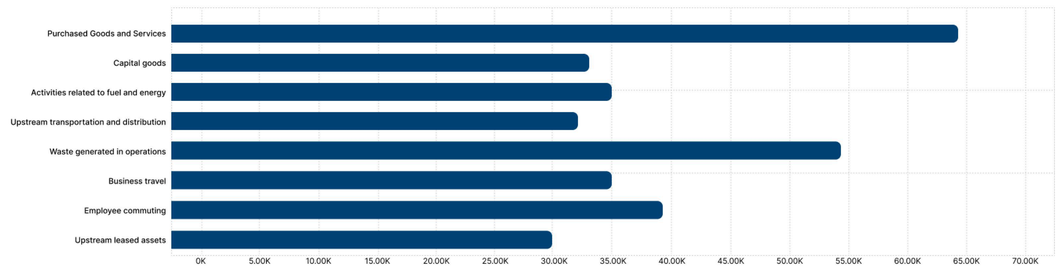

Downstream :

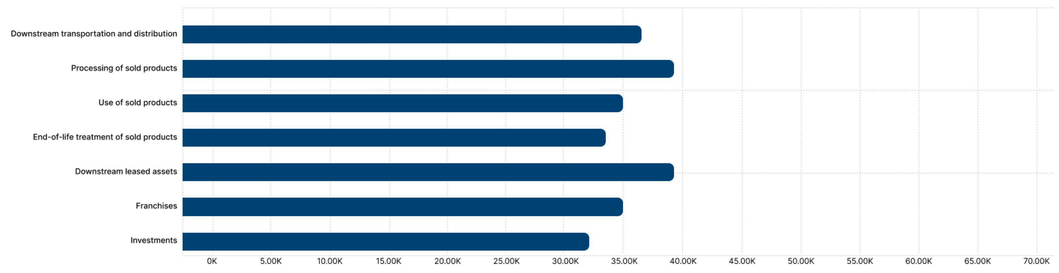

Category Analysis

Home » Category Analysis

Back

Category 7 - Employee commuting

MOM Performance

CURRENT	PREVIOUS	VARIANCE
2.06K	0	0%

Supplier Emissions

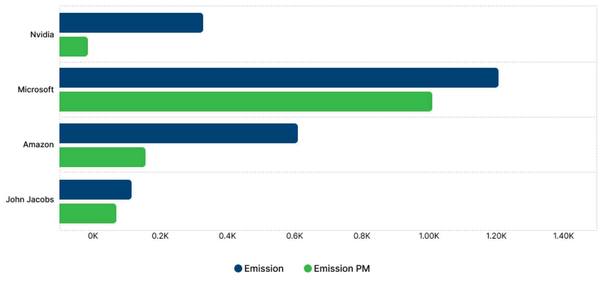

Emissions

2.06K	2.06K
t of CO2e	t of CO2e

Data Type Emissions

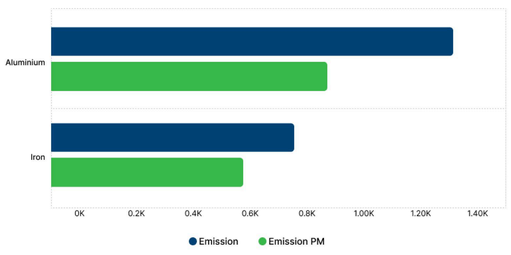

Location Emissions

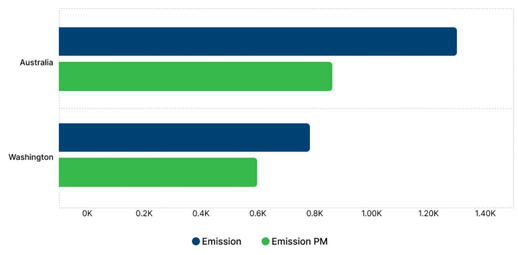

CALCULATION METHODOLOGY	PERCENTAGE (%)
Fuel-or-Electricity-based Emission	0.00
Supplier Emission Calculation	0.00
Emission Data	100.00
Supplier Total Emission	0.00
Employee Distance Calculation Method	0.00
Employee Commuting Emission Method	0.00

Data Collection

Home » Data Collection

Submitted | Rejected | Approved | Add Collection Data

PRODUCT	BRAND	SUPPLIER	DATA TYPE	LOCATION	PERIOD	CREATED TIME	ACTIONS
Car	Tata	Nvidia	Aluminium	Australia	Oct 2025	Feb 6, 2025	
Car	Toyota	John Jacobs	Aluminium	Australia	Jul 2025	Feb 4, 2025	
Keyboard	Acer	Microsoft	Copper	sydney	Sep 2025	Feb 7, 2025	
Keyboard	HP	John Jacobs	Copper	kuwait	Apr 2025	Mar 11, 2025	
Phone	Apple	Nvidia	Copper	kuwait	May 2025	Feb 6, 2025	
Car	Toyota	John Jacobs	Aluminium	Australia	Feb 2025	Feb 1, 2025	
Car	Tata	Nvidia	Aluminium	sydney	Dec 2025	Feb 6, 2025	
Car	Toyota	John Jacobs	Aluminium	sydney	Apr 2029	Mar 5, 2025	
Keyboard	HP	John Jacobs	Copper	kuwait	Mar 2024	Feb 7, 2025	
Monitor	Dell	John Jacobs	Steel	India	Jan 2024	Feb 7, 2025	

View | Edit | Delete | Submit

Showing result 1 to 8 of 45

1 2 3 4 5

Scope-3 Emission Data Entry

Select Product: Select product | Select Brand: Select brand

Select Data Type: Select data type | Select Supplier: Select supplier

Select Location: Select location | Choose Period: March, 2025

Cancel | Submit

View Emission Data Entry

Product : Nvidia | Brand : Dell | Data Type : Steel

Supplier : John Jacobs | Location : sydney | Period : January 2026

1. Purchased Goods and Services

Spend Based method

Spend	: 32
Spend Unit	: INR
Emission Factor	: 44
Emission Factor Unit	: kgCO2e/INR

Industry Avg.Method

Quantity	: 42
Quantity Unit	: kg
Emission Factor	: 42
Emission Factor Unit	: kgCO2e/kg

Product-Level Method

Quantity	: 42
Quantity Unit	: kg
Emission Factor	: 43
Emission Factor Unit	: kgCO2e/kg

Supplier Emission Calculation

Quantity	: 42
Quantity Unit	: kl
Emission Factor	: 42
Emission Factor Unit	: tCO2e/kl

2. Capital Goods

3. Activities related to fuel and energy

4. Upstream transportation and distribution

5. Waste generated in operations

6. Business travel

Close

Edit Emission Data Entry

Home » Edit Emission Data Entry

Product : Car | Brand : Tata | Data Type : Aluminium | Supplier : Nvidia | Location : Australia | Period : October 2025

Add Categories

UpStream | DownStream

1. Purchased Goods and Services
2. Capital Goods
3. Activities related to fuel and energy
4. Upstream transportation and distribution
5. Waste generated in operations
6. Business travel
7. Employee commuting
8. Upstream leased assets

Purchased Goods and Services

Enter Details for Emission Calculation

Emission Data

Emission Value: Enter emission value | Unit: Select unit | Add Unit

Calculate Emission Data

Product / Item: Enter emission value | Date of Expenditure: 02/04/2025

Spend Based method

Total Spend: Enter total spend

Currency: Select currency | Add Unit

Emission Factor: Enter emission factor

Unit: Select unit | Add Unit

Industry Avg.Method

Quantity: Enter quantity

Unit: Select unit | Add Unit

Emission Factor: Enter emission factor

Unit: Select unit | Add Unit

Product-Level Method

Quantity: Enter quantity

Unit: Select unit | Add Unit

Emission Factor: Enter emission factor

Unit: Select unit | Add Unit

Supplier Details

Supplier Total Emission

Supplier Total Emission: Enter supplier total emission | Unit: Select unit | Add Unit

Supplier Emission Calculation

Quantity: Enter quantity | Unit: Select unit | Add Unit

Emission Factor: Enter quantity | Unit: Select unit | Add Unit

Add To Mail

Submit

Select Categories

UpStream
- 1. Purchased Goods and Services
- 2. Capital goods
- 3. Activities related to fuel and energy
- 4. Upstream transportation and distribution
- 5. Waste generated in operations
- 6. Business travel
- 7. Employee commuting
- 8. Upstream leased assets

DownStream
- 9. Downstream transportation and distribution
- 10. Processing of sold products
- 11. Use of sold products
- 12. End-of-life treatment of sold products
- 13. Downstream leased assets
- 14. Franchises
- 15. Investments

Cancel | Save Selection

Add New Unit

Emission Value | Emission Factor | Other

Emission Value Unit

Enter emission value unit

Cancel | Create

Add New Unit

Emission Value | Emission Factor | Other

Scope 3 Categories: Select Categories

Calculation Methods: Select calculation methods

Unit Type: Select type

Units: Select unit | Add

Emission Values: Select emission values

Emission Factor Unit

Cancel | Create

Add New Unit

Emission Value | Emission Factor | Other

Type: Select Type

Unit

Cancel | Create

Upstream transportation and distribution

Enter Details for Emission Calculation

Emission Data

Emission Value: Enter emission value | Unit: Select unit | Add Unit

Calculate Emission Data

Product / Item: Enter emission value | Date of Expenditure: 02/04/2025

Spend Based method

Total Spend: Enter total spend | Currency: Select currency | Add Unit

Emission Factor: Enter emission factor | Unit: Select unit | Add Unit

Distance-based Emission | Add | Delete

Goods Purchased Mass: Enter good mass | Unit: Select unit | Add Unit

Distance Travelled: Enter distance travelled | Unit: Select unit | Add Unit

Mode Of Transportation: Select transportation | Type Of Vehicle: Select unit

Emission Factor: Enter emission factor | Unit: Select unit | Add Unit

Fuel-or-Electricity-based Emission

Activity Type: Select type | Quantity: Enter quantity | Unit: Select unit | Add Unit

Emission Factor: Enter emission factor | Unit: Select unit | Add Unit

Supplier Details

Submit

Added Successfully

Ok

Are You Sure ?

Yes, Delete It! | Cancel

Approval

Pending | Approved | Rejected

Select User | Start Date | End Date | Show

PRODUCT	BRAND	SUPPLIER	DATA TYPE	LOCATION	PERIOD	CREATED TIME	ACTIONS
Monitor	Dell	John Jacobs	Steel	sydney	Jan 2026	Feb 7, 2025	View
Car	Toyota	John Jacobs	Aluminium	Australia	May 2025	Feb 4, 2025	

Showing result 1 to 8 of 45

1 2 3 4 5

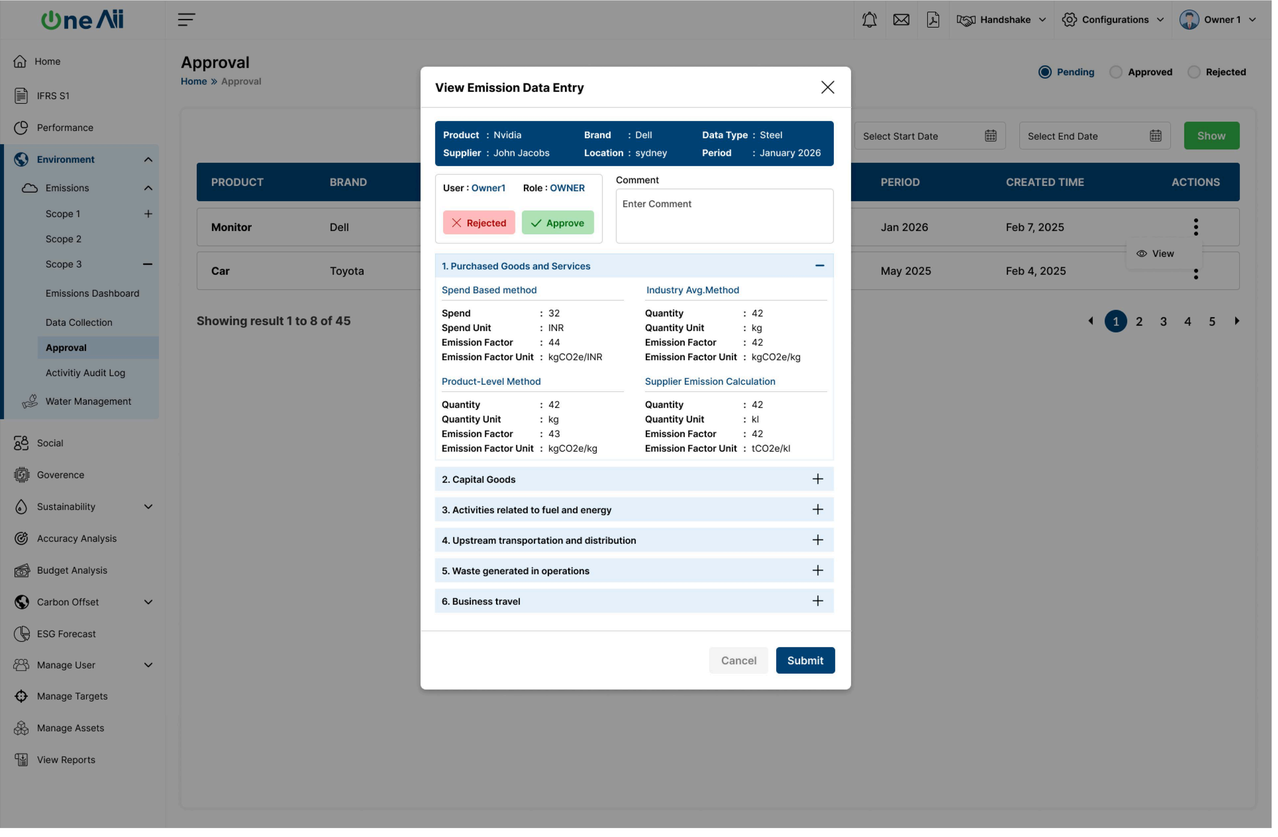
Approval
Home » Approval
Pending
Approved
Rejected
Select Start Date
Select End Date
Show
PRODUCT
BRAND
PERIOD
CREATED TIME
ACTIONS
Monitor
Dell
Jan 2026
Feb 7, 2025
Car
Toyota
May 2025
Feb 4, 2025
View
Showing result 1 to 8 of 45
View Emission Data Entry
Product : Nvidia
Brand : Dell
Data Type : Steel
Supplier : John Jacobs
Location : sydney
Period : January 2026
User : Owner1
Role : OWNER
Rejected
Approve
Comment
Enter Comment
1. Purchased Goods and Services
Spend Based method
Spend : 32
Spend Unit : INR
Emission Factor : 44
Emission Factor Unit : kgCO2e/INR
Industry Avg.Method
Quantity : 42
Quantity Unit : kg
Emission Factor : 42
Emission Factor Unit : kgCO2e/kg
Product-Level Method
Quantity : 42
Quantity Unit : kg
Emission Factor : 43
Emission Factor Unit : kgCO2e/kg
Supplier Emission Calculation
Quantity : 42
Quantity Unit : kl
Emission Factor : 42
Emission Factor Unit : tCO2e/kl
2. Capital Goods
3. Activities related to fuel and energy
4. Upstream transportation and distribution
5. Waste generated in operations
6. Business travel
Cancel
Submit

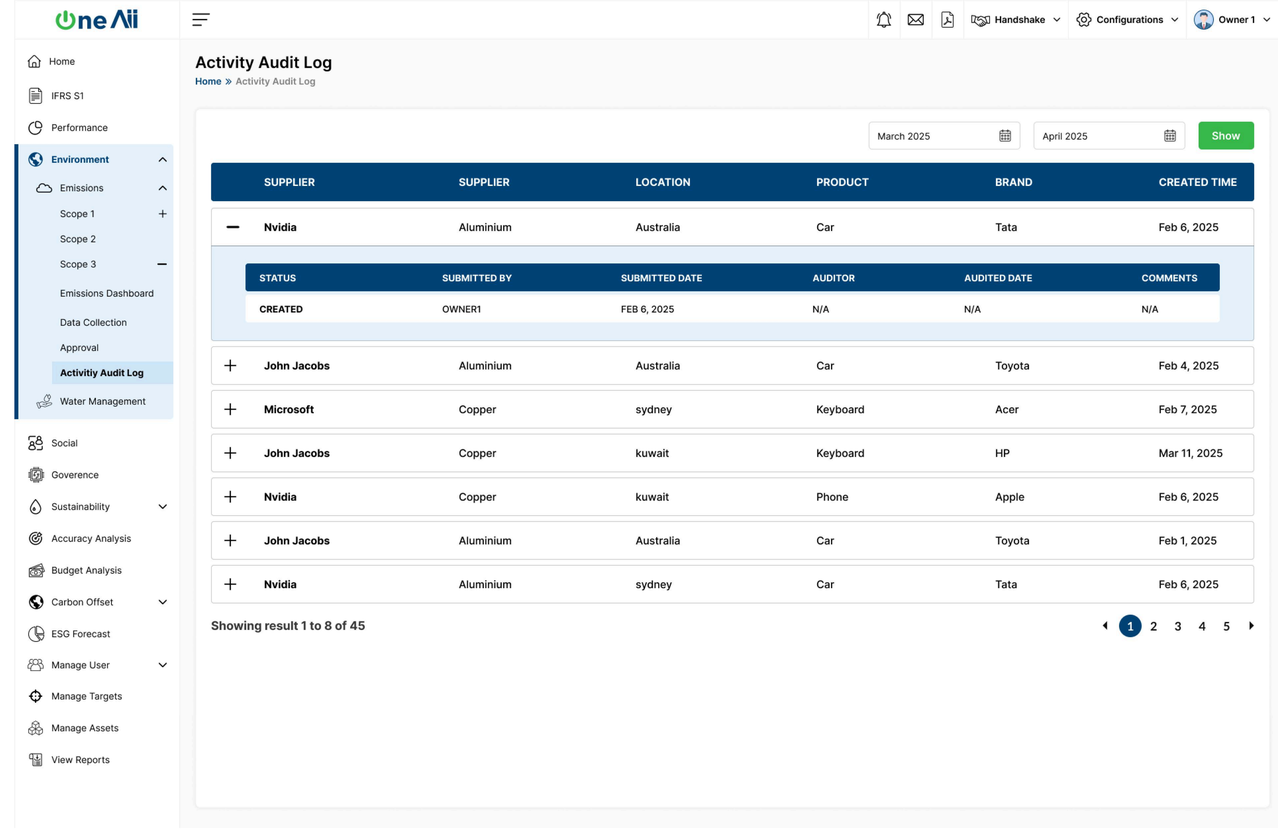
Activity Audit Log
Home » Activity Audit Log
March 2025
April 2025
Show
SUPPLIER
SUPPLIER
LOCATION
PRODUCT
BRAND
CREATED TIME
Nvidia
Aluminium
Australia
Car
Tata
Feb 6, 2025
STATUS
SUBMITTED BY
SUBMITTED DATE
AUDITOR
AUDITED DATE
COMMENTS
CREATED
OWNER1
FEB 6, 2025
N/A
N/A
N/A
John Jacobs
Aluminium
Australia
Car
Toyota
Feb 4, 2025
Microsoft
Copper
sydney
Keyboard
Acer
Feb 7, 2025
John Jacobs
Copper
kuwait
Keyboard
HP
Mar 11, 2025
Nvidia
Copper
kuwait
Phone
Apple
Feb 6, 2025
John Jacobs
Aluminium
Australia
Car
Toyota
Feb 1, 2025
Nvidia
Aluminium
sydney
Car
Tata
Feb 6, 2025
Showing result 1 to 8 of 45

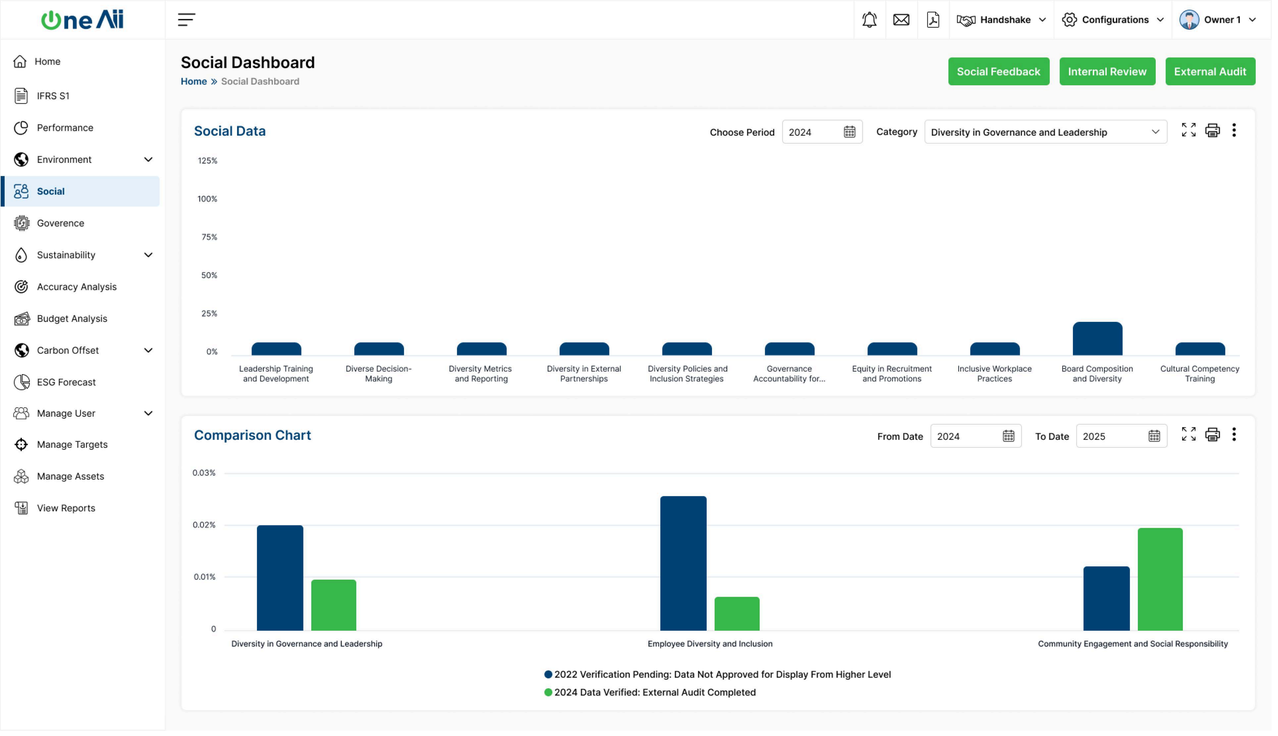
Social Dashboard
Home » Social Dashboard
Social Feedback
Internal Review
External Audit
Social Data
Choose Period
2024
Category
Diversity in Governance and Leadership
125%
100%
75%
50%
25%
0%
Leadership Training and Development
Diverse Decision-Making
Diversity Metrics and Reporting
Diversity in External Partnerships
Diversity Policies and Inclusion Strategies
Governance Accountability for...
Equity in Recruitment and Promotions
Inclusive Workplace Practices
Board Composition and Diversity
Cultural Competency Training
Comparison Chart
From Date
2024
To Date
2025
0.03%
0.02%
0.01%
0
Diversity in Governance and Leadership
Employee Diversity and Inclusion
Community Engagement and Social Responsibility
2022 Verification Pending: Data Not Approved for Display From Higher Level
2024 Data Verified: External Audit Completed

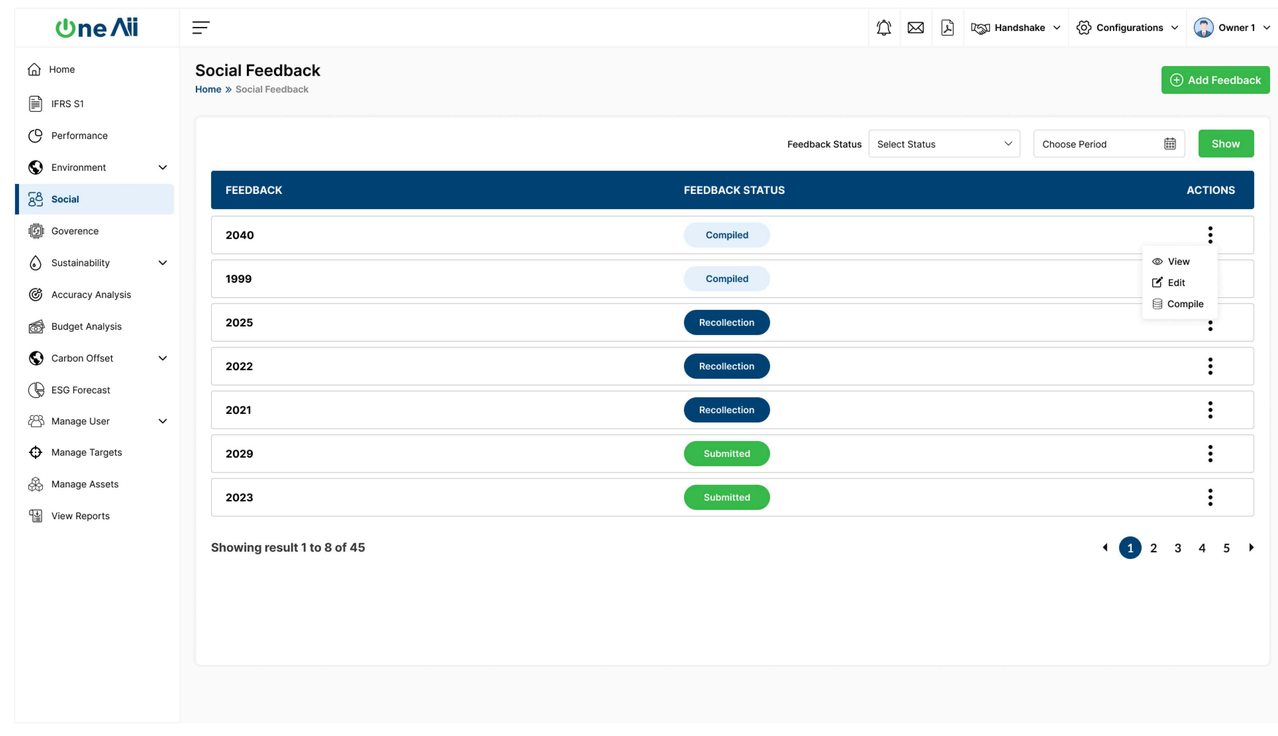
Social Feedback
Home » Social Feedback
Add Feedback
Feedback Status
Select Status
Choose Period
Show
FEEDBACK
FEEDBACK STATUS
ACTIONS
2040
Compiled
1999
Compiled
View
Edit
Compile
2025
Recollection
2022
Recollection
2021
Recollection
2029
Submitted
2023
Submitted
Showing result 1 to 8 of 45

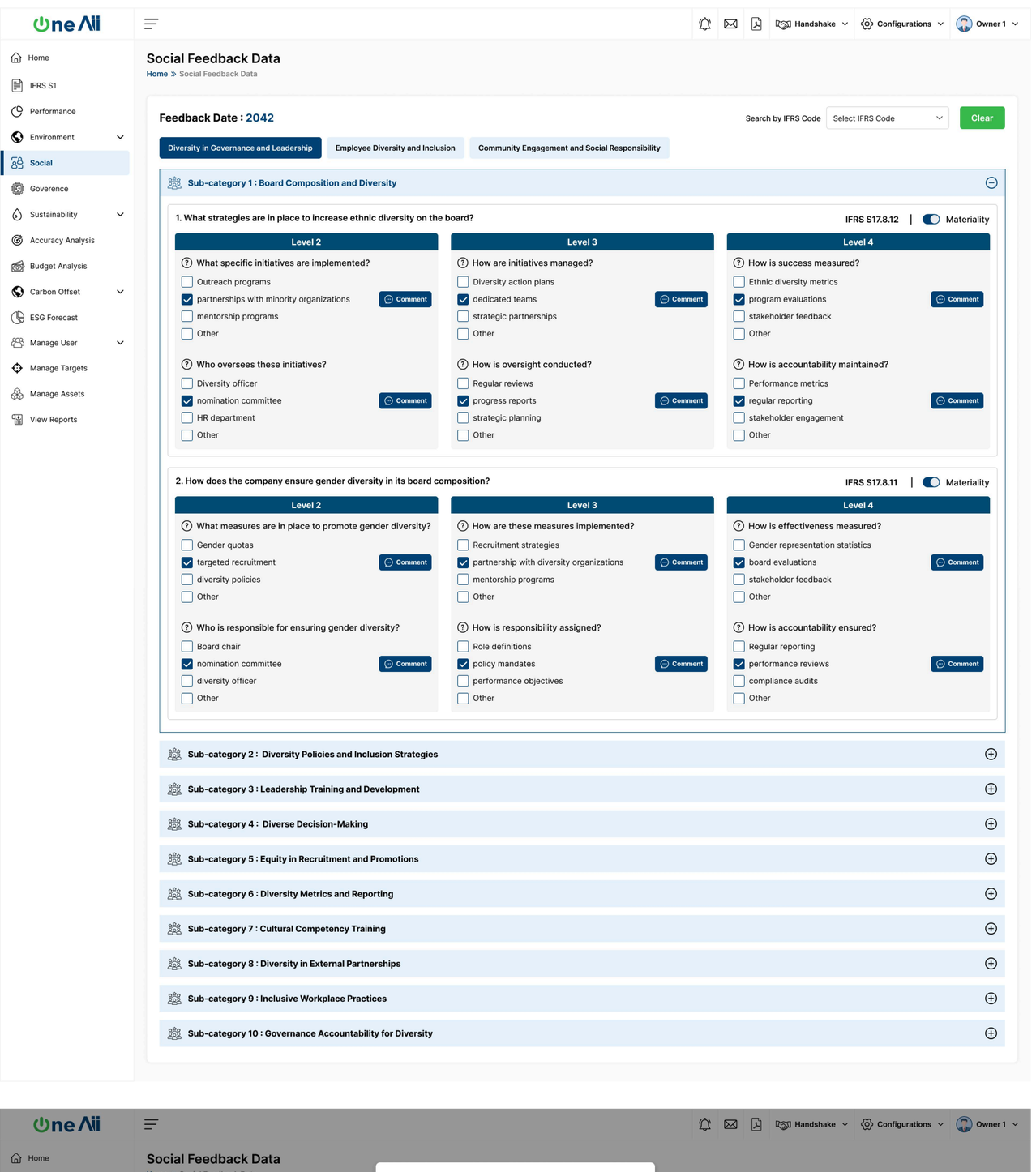
Social Feedback Data
Home » Social Feedback Data
Feedback Date : 2042
Search by IFRS Code
Select IFRS Code
Clear
Diversity in Governance and Leadership
Employee Diversity and Inclusion
Community Engagement and Social Responsibility
Sub-category 1 : Board Composition and Diversity
1. What strategies are in place to increase ethnic diversity on the board?
IFRS S17.8.12
Materiality
Level 2
Level 3
Level 4
What specific initiatives are implemented?
Outreach programs
partnerships with minority organizations
mentorship programs
Other
How are initiatives managed?
Diversity action plans
dedicated teams
strategic partnerships
Other
How is success measured?
Ethnic diversity metrics
program evaluations
stakeholder feedback
Other
Who oversees these initiatives?
Diversity officer
nomination committee
HR department
Other
How is oversight conducted?
Regular reviews
progress reports
strategic planning
Other
How is accountability maintained?
Performance metrics
regular reporting
stakeholder engagement
Other
Comment
2. How does the company ensure gender diversity in its board composition?
IFRS S17.8.11
What measures are in place to promote gender diversity?
Gender quotas
targeted recruitment
diversity policies
How are these measures implemented?
Recruitment strategies
partnership with diversity organizations
How is effectiveness measured?
Gender representation statistics
board evaluations
Who is responsible for ensuring gender diversity?
Board chair
How is responsibility assigned?
How is accountability ensured?
Regular reporting
performance reviews
Sub-category 2 : Diversity Policies and Inclusion Strategies
Sub-category 3 : Leadership Training and Development
Sub-category 4 : Diverse Decision-Making
Sub-category 5 : Equity in Recruitment and Promotions
Sub-category 6 : Diversity Metrics and Reporting
Sub-category 7 : Cultural Competency Training
Sub-category 8 : Diversity in External Partnerships
Sub-category 9 : Inclusive Workplace Practices
Sub-category 10 : Governance Accountability for Diversity

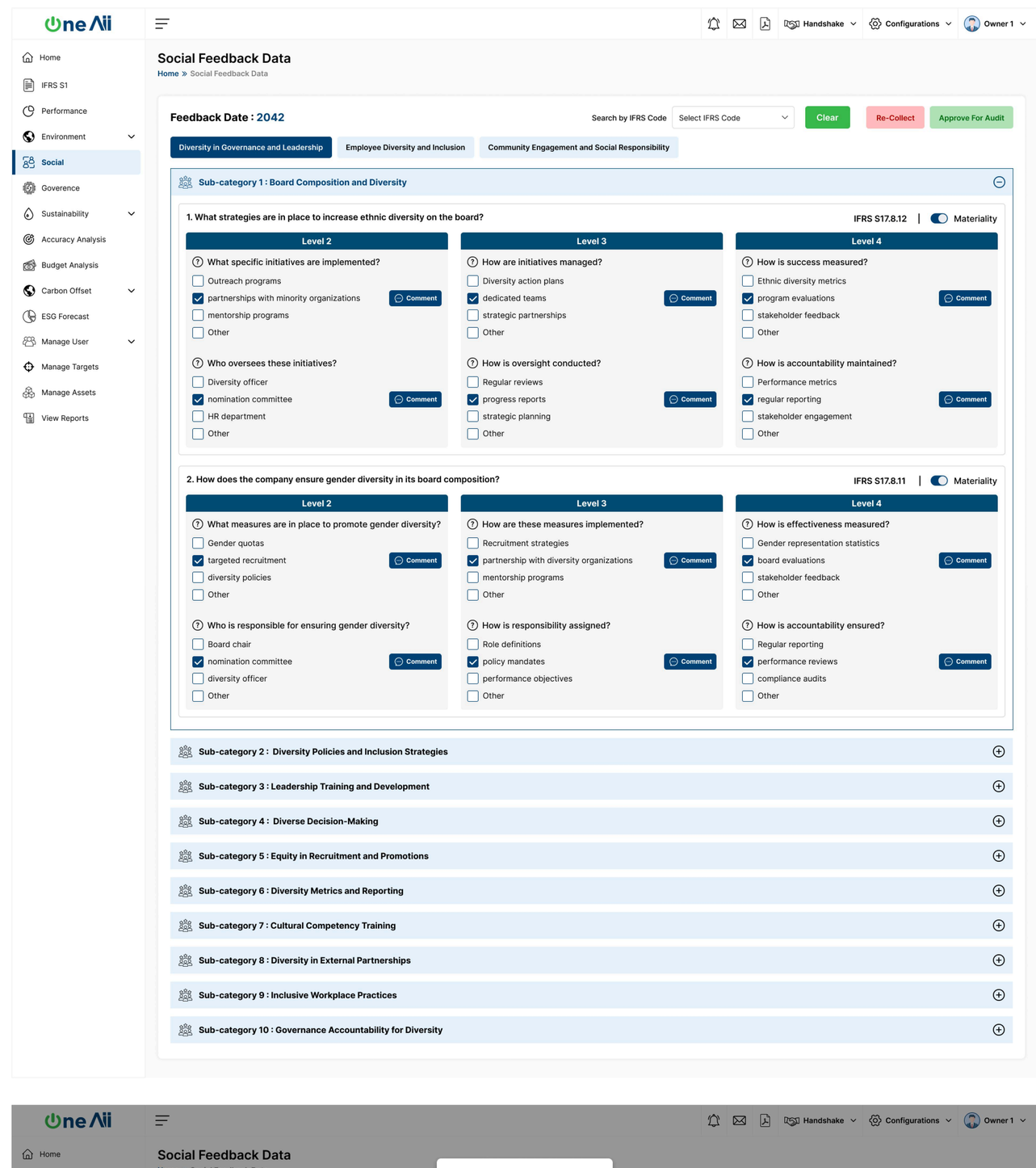
Social Feedback Data
Home » Social Feedback Data
Feedback Date : 2042
Search by IFRS Code
Select IFRS Code
Clear
Re-Collect
Approve For Audit
Diversity in Governance and Leadership
Employee Diversity and Inclusion
Community Engagement and Social Responsibility
Sub-category 1 : Board Composition and Diversity
1. What strategies are in place to increase ethnic diversity on the board?
IFRS S17.8.12
Materiality
Level 2
Level 3
Level 4
What specific initiatives are implemented?
Outreach programs
partnerships with minority organizations
mentorship programs
Other
How are initiatives managed?
Diversity action plans
dedicated teams
strategic partnerships
Other
How is success measured?
Ethnic diversity metrics
program evaluations
stakeholder feedback
Other
Who oversees these initiatives?
Diversity officer
nomination committee
HR department
Other
How is oversight conducted?
Regular reviews
progress reports
strategic planning
Other
How is accountability maintained?
Performance metrics
regular reporting
stakeholder engagement
Other
Comment
2. How does the company ensure gender diversity in its board composition?
IFRS S17.8.11
What measures are in place to promote gender diversity?
Gender quotas
targeted recruitment
diversity policies
How are these measures implemented?
Recruitment strategies
partnership with diversity organizations
How is effectiveness measured?
Gender representation statistics
board evaluations
Who is responsible for ensuring gender diversity?
Board chair
How is responsibility assigned?
How is accountability ensured?
Regular reporting
performance reviews
Sub-category 2 : Diversity Policies and Inclusion Strategies
Sub-category 3 : Leadership Training and Development
Sub-category 4 : Diverse Decision-Making
Sub-category 5 : Equity in Recruitment and Promotions
Sub-category 6 : Diversity Metrics and Reporting
Sub-category 7 : Cultural Competency Training
Sub-category 8 : Diversity in External Partnerships
Sub-category 9 : Inclusive Workplace Practices
Sub-category 10 : Governance Accountability for Diversity

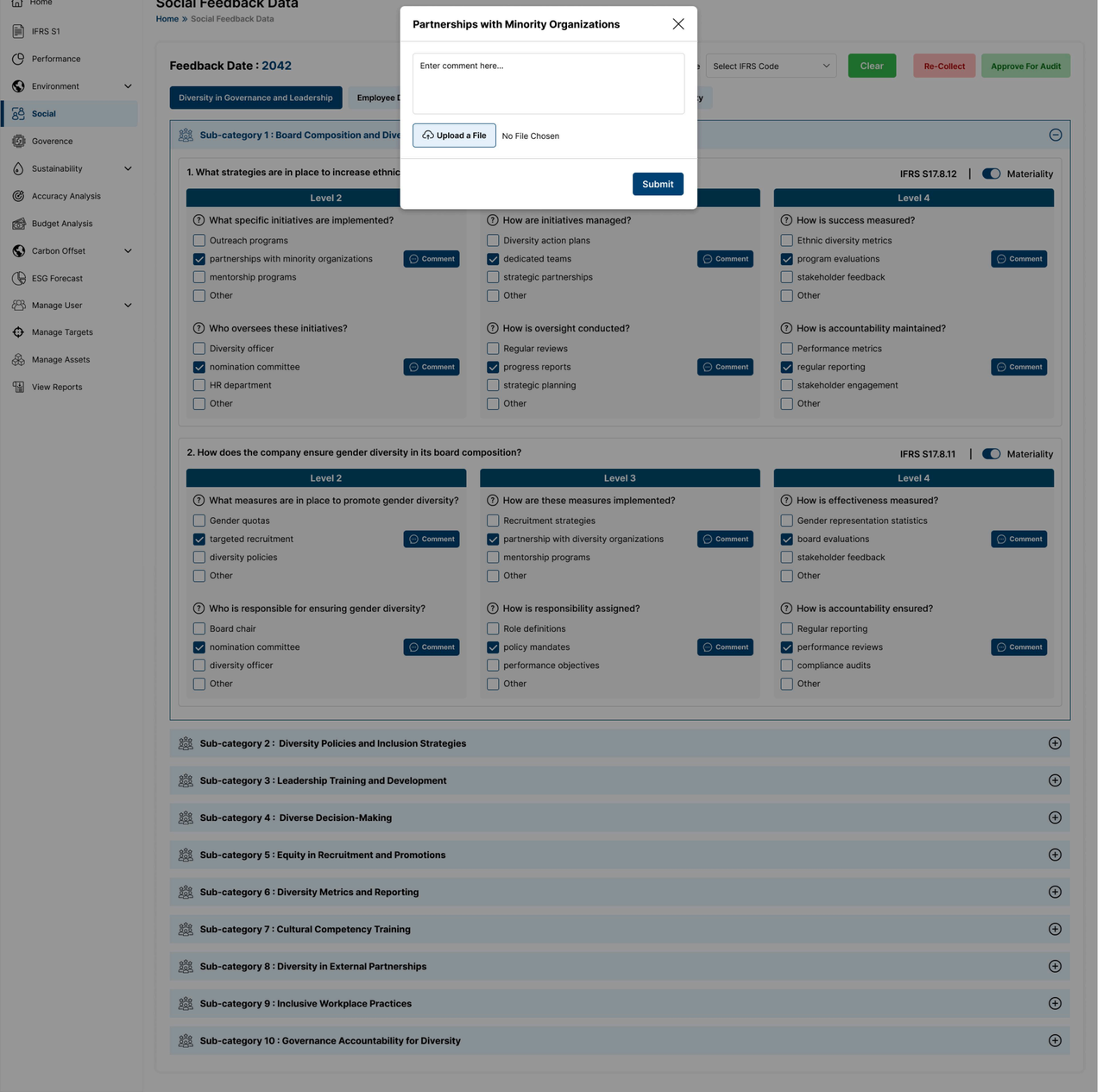
Social Feedback Data
Home » Social Feedback Data
Partnerships with Minority Organizations
Enter comment here...
Upload a File
No File Chosen
Submit
Feedback Date : 2042
Select IFRS Code
Clear
Re-Collect
Approve For Audit
Diversity in Governance and Leadership
Sub-category 1 : Board Composition and Diversity
1. What strategies are in place to increase ethnic
IFRS S17.8.12
Materiality
Level 2
Level 4
What specific initiatives are implemented?
Outreach programs
partnerships with minority organizations
mentorship programs
Other
How are initiatives managed?
Diversity action plans
dedicated teams
strategic partnerships
Other
How is success measured?
Ethnic diversity metrics
program evaluations
stakeholder feedback
Other
Who oversees these initiatives?
Diversity officer
nomination committee
HR department
Other
How is oversight conducted?
Regular reviews
progress reports
strategic planning
Other
How is accountability maintained?
Performance metrics
regular reporting
stakeholder engagement
Other
Comment
2. How does the company ensure gender diversity in its board composition?
IFRS S17.8.11
Level 2
Level 3
Level 4
What measures are in place to promote gender diversity?
Gender quotas
targeted recruitment
diversity policies
How are these measures implemented?
Recruitment strategies
partnership with diversity organizations
How is effectiveness measured?
Gender representation statistics
board evaluations
Who is responsible for ensuring gender diversity?
Board chair
How is responsibility assigned?
How is accountability ensured?
Regular reporting
performance reviews
Sub-category 2 : Diversity Policies and Inclusion Strategies
Sub-category 3 : Leadership Training and Development
Sub-category 4 : Diverse Decision-Making
Sub-category 5 : Equity in Recruitment and Promotions
Sub-category 6 : Diversity Metrics and Reporting
Sub-category 7 : Cultural Competency Training
Sub-category 8 : Diversity in External Partnerships
Sub-category 9 : Inclusive Workplace Practices
Sub-category 10 : Governance Accountability for Diversity

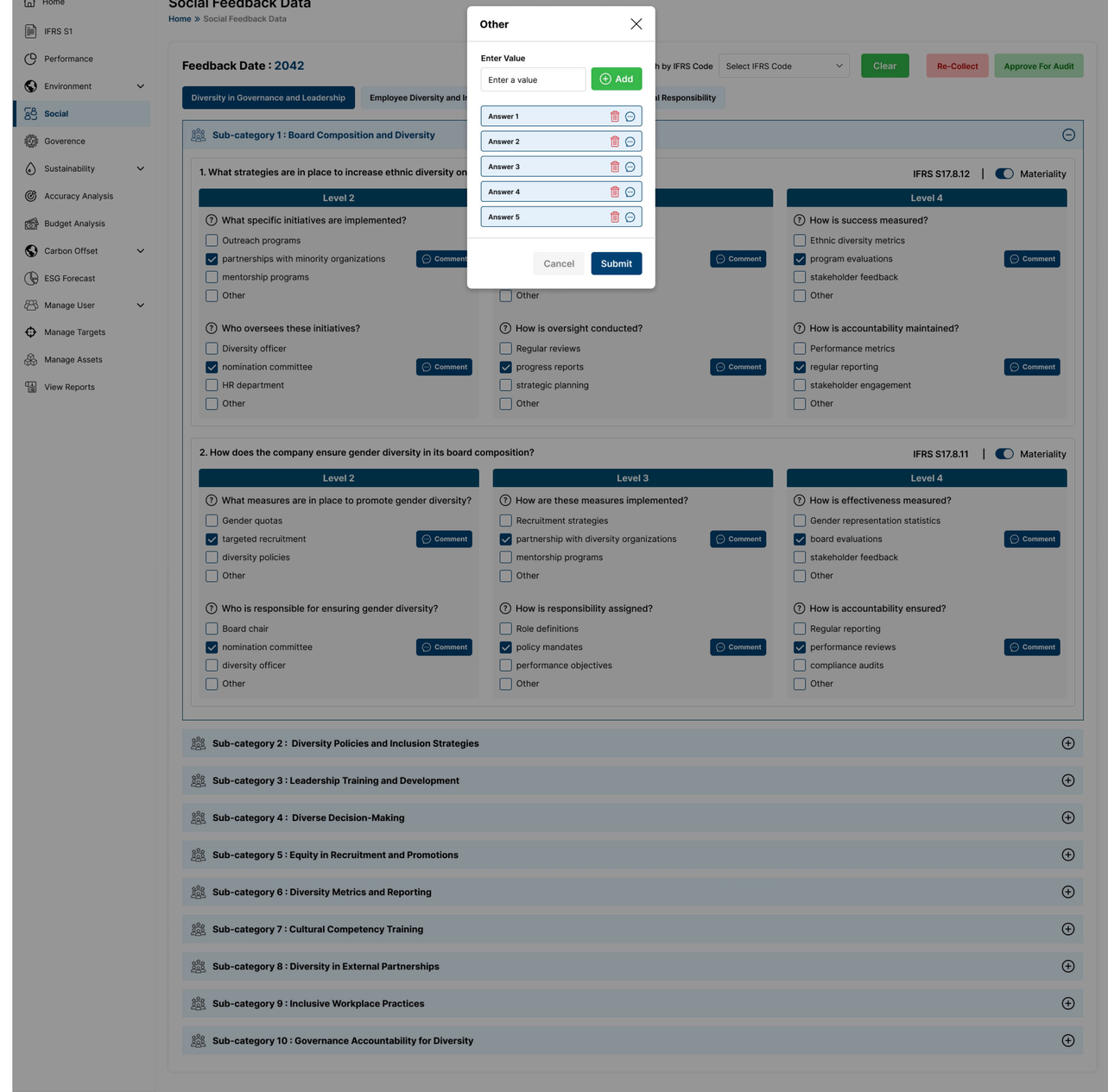
Social Feedback Data
Home » Social Feedback Data
Other
Enter Value
Enter a value
Add
Answer 1
Answer 2
Answer 3
Answer 4
Answer 5
Cancel
Submit
Feedback Date : 2042
Clear
Re-Collect
Approve For Audit
Diversity in Governance and Leadership
Sub-category 1 : Board Composition and Diversity
1. What strategies are in place to increase ethnic diversity on
IFRS S17.8.12
Materiality
Level 2
Level 4
What specific initiatives are implemented?
Outreach programs
partnerships with minority organizations
mentorship programs
Other
How is success measured?
Ethnic diversity metrics
program evaluations
stakeholder feedback
Other
Who oversees these initiatives?
Diversity officer
nomination committee
HR department
Other
How is oversight conducted?
Regular reviews
progress reports
strategic planning
Other
How is accountability maintained?
Performance metrics
regular reporting
stakeholder engagement
Other
Comment
2. How does the company ensure gender diversity in its board composition?
IFRS S17.8.11
Level 2
Level 3
Level 4
What measures are in place to promote gender diversity?
Gender quotas
targeted recruitment
diversity policies
How are these measures implemented?
Recruitment strategies
partnership with diversity organizations
How is effectiveness measured?
Gender representation statistics
board evaluations
Who is responsible for ensuring gender diversity?
Board chair
How is responsibility assigned?
How is accountability ensured?
Regular reporting
performance reviews
Sub-category 2 : Diversity Policies and Inclusion Strategies
Sub-category 3 : Leadership Training and Development
Sub-category 4 : Diverse Decision-Making
Sub-category 5 : Equity in Recruitment and Promotions
Sub-category 6 : Diversity Metrics and Reporting
Sub-category 7 : Cultural Competency Training
Sub-category 8 : Diversity in External Partnerships
Sub-category 9 : Inclusive Workplace Practices
Sub-category 10 : Governance Accountability for Diversity

Home
IFRS S1
Performance
Environment
Social
Goverence
Sustainability
Accuracy Analysis
Budget Analysis
Carbon Offset
ESG Forecast
Manage User
Manage Targets
Manage Assets
View Reports

Social Feedback Data

Home » Social Feedback Data

Feedback Date : 2042

Search by IFRS Code: Select IFRS Code | Clear

Diversity in Governance and Leadership | **Employee Diversity and Inclusion** | Community Engagement and Social Responsibility

- Sub-category 1 : Recruitment and Hiring
- Sub-category 2 : Retention and Employee Engagement
- Sub-category 3 : Training and Development
- Sub-category 4 : Inclusive Leadership
- Sub-category 5 : Workplace Flexibility and Accessibility
- Sub-category 6 : Diversity Awareness and Cultural Competency
- Sub-category 7 : Equal Opportunity and Non-Discrimination
- Sub-category 8 : Employee Resource Groups (ERGs)
- Sub-category 9 : Diversity in Talent Development and Succession Planning
- Sub-category 10 : Impact of Diversity on Company Culture

One Aii | Handshake | Configurations | Owner 1

Home
IFRS S1
Performance
Environment
Social
Goverence
Sustainability
Accuracy Analysis
Budget Analysis
Carbon Offset
ESG Forecast
Manage User
Manage Targets
Manage Assets
View Reports

Social Feedback Data

Home » Social Feedback Data

Feedback Date : 2042

Search by IFRS Code: Select IFRS Code | Clear

Diversity in Governance and Leadership | Employee Diversity and Inclusion | **Community Engagement and Social Responsibility**

- Sub-category 1 : Community Outreach Programs
- Sub-category 2 : Corporate Social Responsibility (CSR) Initiatives
- Sub-category 3 : Diversity in Supply Chain and Procurement
- Sub-category 4 : Educational Partnerships and Scholarships
- Sub-category 5 : Volunteering and Philanthropy
- Sub-category 6 : Public Policy and Advocacy
- Sub-category 7 : Partnerships with Nonprofits and NGOs
- Sub-category 8 : Diversity in Marketing and Public Relations
- Sub-category 9 : Employee and Community Health and Wellbeing
- Sub-category 10 : Social Innovation and Sustainability

One Aii | Handshake | Configurations | Owner 1

Home
IFRS S1
Performance
Environment
Social
Goverence
Sustainability
Accuracy Analysis
Budget Analysis
Carbon Offset
ESG Forecast
Manage User
Manage Targets
Manage Assets
View Reports

Governance Dashboard

Home » Governance Dashboard

Governance Feedback | Internal Review | External Audit

Social Data

Choose Period: 2024 | Category: Corporate Governance Framework

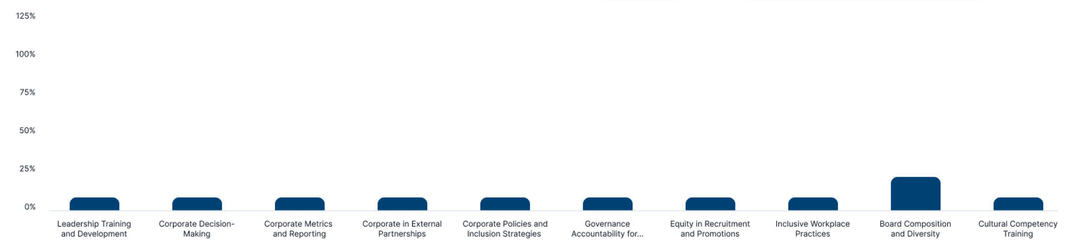

Comparison Chart

From Date: 2024 | To Date: 2025

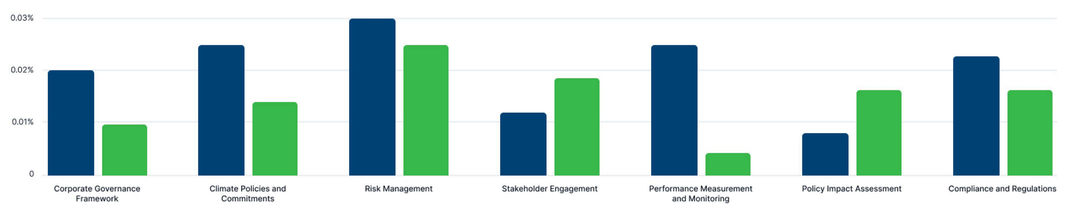

One Aii | Handshake | Configurations | Owner 1

Home
IFRS S1
Performance
Environment
Social
Goverence
Sustainability
Accuracy Analysis
Budget Analysis
Carbon Offset
ESG Forecast
Manage User
Manage Targets
Manage Assets
View Reports

Governance Feedback

Home » Governance Feedback

Add Feedback

Feedback Status: Select Status | Choose Period | Show

FEEDBACK	FEEDBACK STATUS	ACTIONS
2040	Compiled	View / Edit / Compile
1999	Compiled	
2025	Recollection	
2022	Recollection	
2021	Recollection	
2029	Submitted	
2023	Submitted	

Showing result 1 to 8 of 45 — 1 2 3 4 5

One Aii | Handshake | Configurations | Owner 1

Home
IFRS S1
Performance
Environment
Social
Goverence
Sustainability
Accuracy Analysis
Budget Analysis
Carbon Offset
ESG Forecast
Manage User
Manage Targets
Manage Assets
View Reports

Governance Feedback Data

Home » Governance Feedback Data

Feedback Date : 2025

Search by IFRS Code: Select IFRS Code | Clear

Corporate Governance Framework | Climate Policies and Commitments | Risk Management | Stakeholder Engagement | Performance Measurement and Monitoring | Policy Impact Assessment | Compliance and Regulations

Sub-category 1 : Board Oversight and Accountability

1. What strategies are in place to increase ethnic diversity on the board? — IFRS S17.8.12 | Materiality

Level 2	Level 3	Level 4
What specific initiatives are implemented?	How are initiatives managed?	How is success measured?
Outreach programs	Diversity action plans	Ethnic diversity metrics
[x] partnerships with minority organizations (Comment)	[x] dedicated teams (Comment)	[x] program evaluations (Comment)
mentorship programs	strategic partnerships	stakeholder feedback
Other	Other	Other
Who oversees these initiatives?	How is oversight conducted?	How is accountability maintained?
Diversity officer	Regular reviews	Performance metrics
[x] nomination committee (Comment)	[x] progress reports (Comment)	[x] regular reporting (Comment)
HR department	strategic planning	stakeholder engagement
Other	Other	Other

2. How does the company ensure gender diversity in its board composition? — IFRS S17.8.11 | Materiality

Level 2	Level 3	Level 4
What measures are in place to promote gender diversity?	How are these measures implemented?	How is effectiveness measured?
Gender quotas	Recruitment strategies	Gender representation statistics
[x] targeted recruitment (Comment)	[x] partnership with diversity organizations (Comment)	[x] board evaluations (Comment)
diversity policies	mentorship programs	stakeholder feedback
Other	Other	Other
Who is responsible for ensuring gender diversity?	How is responsibility assigned?	How is accountability ensured?
Board chair	Role definitions	Regular reporting
[x] nomination committee (Comment)	[x] policy mandates (Comment)	[x] performance reviews (Comment)
diversity officer	performance objectives	compliance audits
Other	Other	Other

- Sub-category 2 : Executive Leadership and Responsibilities
- Sub-category 3 : Ethical Guidelines and Compliance
- Sub-category 4 : Policy Development and Implementation
- Sub-category 5 : Corporate Responsibility and Sustainability
- Sub-category 6 : Stakeholder Engagement and Communication
- Sub-category 7 : Regulatory Compliance and Advocacy
- Sub-category 8 : Risk Management and Assessment
- Sub-category 9 : Integration with Business Strategy
- Sub-category 10 : Culture and Values

One Aii | Handshake | Configurations | Owner 1

Home
IFRS S1
Performance
Environment
Social
Goverence
Sustainability
Accuracy Analysis
Budget Analysis
Carbon Offset
ESG Forecast
Manage User
Manage Targets
Manage Assets
View Reports

Goverence Feedback Data

Home » Goverence Feedback Data

Feedback Date : 2025

Search by IFRS Code: Select IFRS Code | Clear | Re-Collect | Approve For Audit

Corporate Governance Framework | Climate Policies and Commitments | Risk Management | Stakeholder Engagement | Performance Measurement and Monitoring | Policy Impact Assessment | Compliance and Regulations

Sub-category 1 : Board Composition and Diversity

Home
IFRS S1
Performance
Environment
Social
Goverence
Sustainability
Accuracy Analysis
Budget Analysis
Carbon Offset
ESG Forecast
Manage User
Manage Targets
Manage Assets
View Reports

Goverence Feedback Data

Home » Goverence Feedback Data

Feedback Date : 2025

Search by IFRS Code: Select IFRS Code | Clear

Corporate Governance Framework | **Climate Policies and Commitments** | Risk Management | Stakeholder Engagement | Performance Measurement and Monitoring | Policy Impact Assessment | Compliance and Regulations

- Sub-category 1 : Emission Reduction Targets
- Sub-category 2 : Climate Action Plans
- Sub-category 3 : Policy Integration
- Sub-category 4 : Policy Review and Update
- Sub-category 5 : Policy Communication
- Sub-category 6 : Policy Compliance
- Sub-category 7 : Stakeholder Involvement in Policy Development
- Sub-category 8 : Alignment with International Standards
- Sub-category 9 : Innovation and Best Practices
- Sub-category 10 : Continuous Improvement

One Aii
Handshake | Configurations | Owner 1
Home
IFRS S1
Performance
Environment
Social
Goverence
Sustainability
Accuracy Analysis
Budget Analysis
Carbon Offset
ESG Forecast
Manage User
Manage Targets
Manage Assets
View Reports

Goverence Feedback Data

Home » Goverence Feedback Data

Feedback Date : 2025

Search by IFRS Code: Select IFRS Code | Clear

Corporate Governance Framework | Climate Policies and Commitments | **Risk Management** | Stakeholder Engagement | Performance Measurement and Monitoring | Policy Impact Assessment | Compliance and Regulations

- Sub-category 1 : Risk Identification
- Sub-category 2 : Risk Assessment
- Sub-category 3 : Risk Mitigation
- Sub-category 4 : Scenario Analysis
- Sub-category 5 : Risk Monitoring
- Sub-category 6 : Risk Reporting
- Sub-category 7 : Risk Governance
- Sub-category 8 : Risk Culture
- Sub-category 9 : Integration with Business Strategy
- Sub-category 10 : Continuous Improvement

One Aii
Handshake | Configurations | Owner 1
Home
IFRS S1
Performance
Environment
Social
Goverence
Sustainability
Accuracy Analysis
Budget Analysis
Carbon Offset
ESG Forecast
Manage User
Manage Targets
Manage Assets
View Reports

Goverence Feedback Data

Home » Goverence Feedback Data

Feedback Date : 2025

Search by IFRS Code: Select IFRS Code | Clear

Corporate Governance Framework | Climate Policies and Commitments | Risk Management | **Stakeholder Engagement** | Performance Measurement and Monitoring | Policy Impact Assessment | Compliance and Regulations

- Sub-category 1 : Stakeholder Identification
- Sub-category 2 : Stakeholder Consultation
- Sub-category 3 : Stakeholder Communication
- Sub-category 4 : Stakeholder Involvement
- Sub-category 5 : Stakeholder Feedback
- Sub-category 6 : Transparency and Reporting
- Sub-category 7 : Stakeholder Partnerships
- Sub-category 8 : Stakeholder Engagement Strategy
- Sub-category 9 : Local Community Engagement
- Sub-category 10 : Stakeholder Education and Awareness

One Aii
Handshake | Configurations | Owner 1
Home
IFRS S1
Performance
Environment
Social
Goverence
Sustainability
Accuracy Analysis
Budget Analysis
Carbon Offset
ESG Forecast
Manage User
Manage Targets
Manage Assets
View Reports

Goverence Feedback Data

Home » Goverence Feedback Data

Feedback Date : 2025

Search by IFRS Code: Select IFRS Code | Clear

Corporate Governance Framework | Climate Policies and Commitments | Risk Management | Stakeholder Engagement | **Performance Measurement and Monitoring** | Policy Impact Assessment | Compliance and Regulations

- Sub-category 1 : Key Performance Indicators (KPIs)
- Sub-category 2 : Data Collection
- Sub-category 3 : Performance Monitoring
- Sub-category 4 : Performance Reporting
- Sub-category 5 : Benchmarking
- Sub-category 6 : Internal Audits
- Sub-category 7 : External Verification
- Sub-category 8 : Performance Improvement
- Sub-category 9 : Stakeholder Feedback on Performance
- Sub-category 10 : Performance Integration

One Aii
Handshake | Configurations | Owner 1
Home
IFRS S1
Performance
Environment
Social
Goverence
Sustainability
Accuracy Analysis
Budget Analysis
Carbon Offset
ESG Forecast
Manage User
Manage Targets
Manage Assets
View Reports

Goverence Feedback Data

Home » Goverence Feedback Data

Feedback Date : 2025

Search by IFRS Code: Select IFRS Code | Clear

Corporate Governance Framework | Climate Policies and Commitments | Risk Management | Stakeholder Engagement | Performance Measurement and Monitoring | **Policy Impact Assessment** | Compliance and Regulations

- Sub-category 1 : Impact Evaluation Criteria
- Sub-category 2 : Impact Measurement
- Sub-category 3 : Impact Reporting
- Sub-category 4 : Policy Effectiveness Review
- Sub-category 5 : Stakeholder Feedback on Policy Impact
- Sub-category 6 : Impact Benchmarking
- Sub-category 7 : Policy Impact Audits
- Sub-category 8 : Impact Integration with Business Strategy
- Sub-category 9 : External Verification of Impact
- Sub-category 10 : Continuous Improvement of Impact Assessment

One Aii
Handshake | Configurations | Owner 1
Home
IFRS S1
Performance
Environment
Social
Goverence
Sustainability
Accuracy Analysis
Budget Analysis
Carbon Offset
ESG Forecast
Manage User
Manage Targets
Manage Assets
View Reports

Goverence Feedback Data

Home » Goverence Feedback Data

Feedback Date : 2025

Search by IFRS Code: Select IFRS Code | Clear

Corporate Governance Framework | Climate Policies and Commitments | Risk Management | Stakeholder Engagement | Performance Measurement and Monitoring | Policy Impact Assessment | **Compliance and Regulations**

- Sub-category 1 : Regulatory Compliance
- Sub-category 2 : Internal Policies and Procedures
- Sub-category 3 : Regulatory Reporting
- Sub-category 4 : Regulatory Risk Management
- Sub-category 5 : Training and Awareness
- Sub-category 6 : Engagement with Regulators
- Sub-category 7 : Monitoring Regulatory Changes
- Sub-category 8 : Audit and Verification
- Sub-category 9 : Legal Compliance
- Sub-category 10 : Continuous Improvement

One Aii
Handshake | Configurations | Owner 1
Home
IFRS S1
Performance
Environment
Social
Goverence
Sustainability
Accuracy Analysis
Budget Analysis
Carbon Offset
ESG Forecast
Manage User
Manage Targets
Manage Assets
View Reports

Accuracy Analysis

Home » Accuracy Analysis

Month | Year | 03/11/2025 | Apply Filter

Calculation accuracy by Category

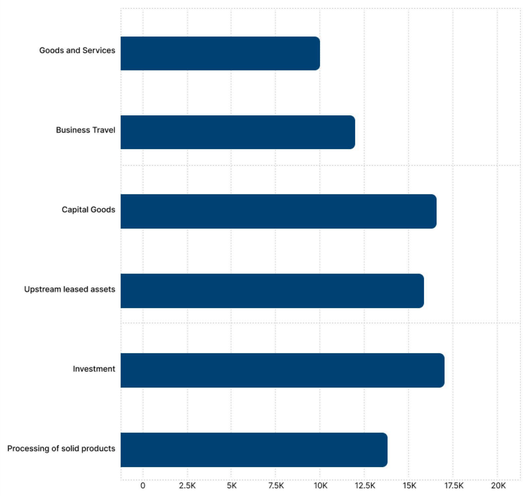

Historical Calculation Accuracy Over Time

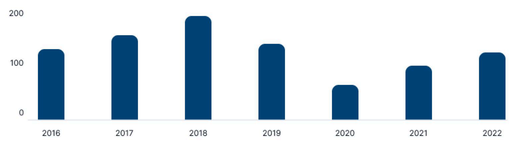

Calculation accuracy for Reporting period

Uncategorized | Poor | Fair | Average | Good | Excellent

One Aii
Handshake | Configurations | Owner 1
Home
IFRS S1
Performance
Environment
Social
Goverence
Sustainability
Accuracy Analysis
Budget Analysis
Carbon Offset
ESG Forecast
Manage User
Manage Targets
Manage Assets
View Reports

Budget Analysis

Home » Budget Analysis

Create New Budget

Search Budget Name Here... | Configuration

BUDGET NAME	STATUS	TARGET TYPE	UNIT	BUDGET VALUE	EFFECTIVE FROM	EFFECTIVE TO	ACTIONS
cdsfdfd	Active	Emission	KT of Co2e		Jun 1, 2024	Oct 31, 2024	
vhjfhjf	Active	Emission	KT of Co2e		Jul 1, 2024	Nov 30, 20	
uythjgfhjnf	Active	Emission	KT of Co2e		Sep 2, 2024	Sep 6, 2024	

Edit
Delete
Add Budget Data

Showing result 1 to 8 of 45

1 2 3 4 5

Budget vs Target

Select Year: 2025

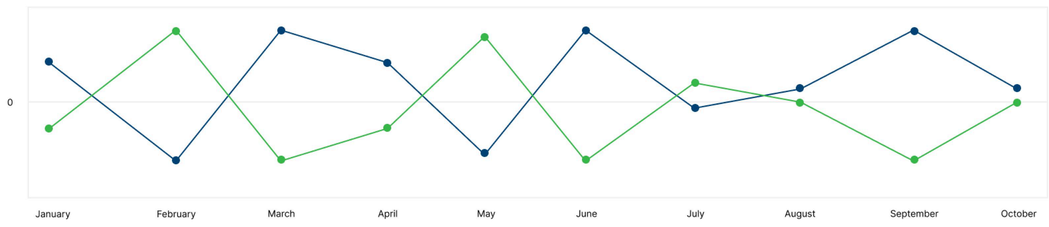

Budget | Target

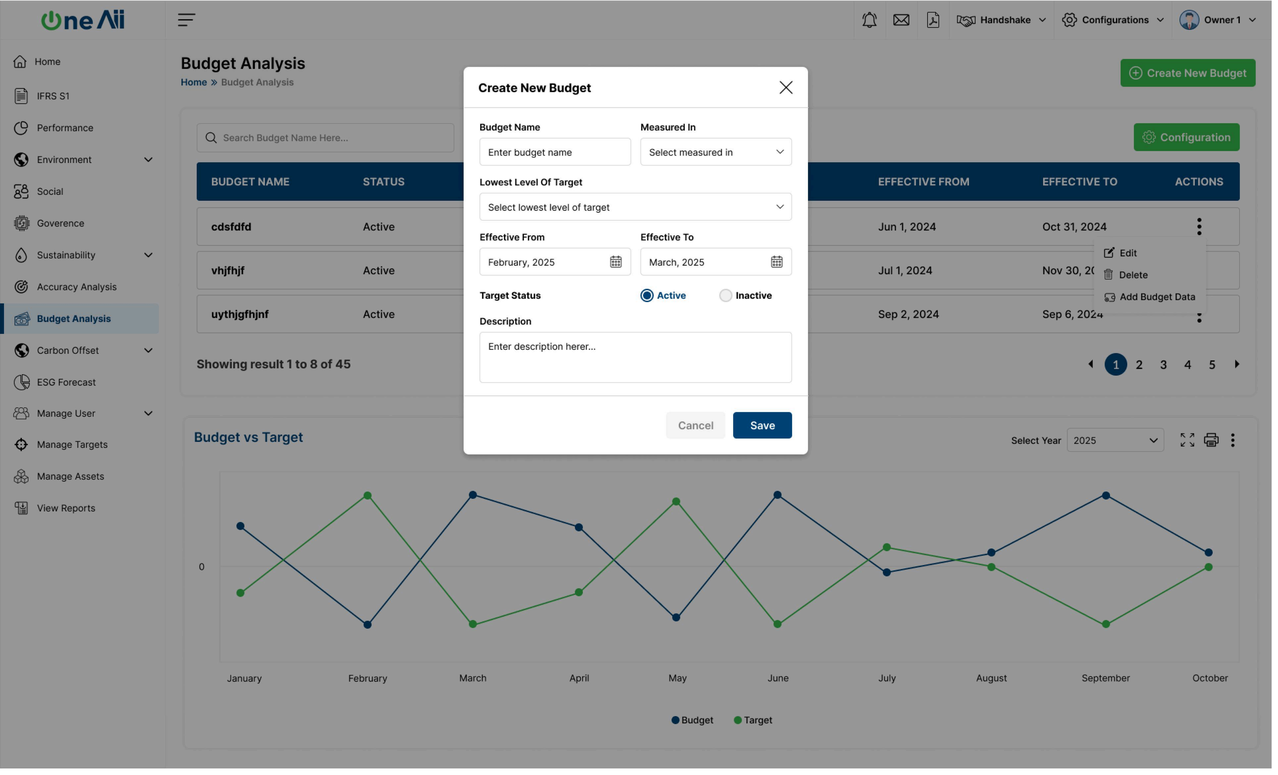
Budget Analysis
Home » Budget Analysis
Create New Budget
Configuration
Search Budget Name Here...
BUDGET NAME
STATUS
EFFECTIVE FROM
EFFECTIVE TO
ACTIONS
cdsfdfd
Active
Jun 1, 2024
Oct 31, 2024
vhjfhjf
Active
Jul 1, 2024
uythjgfhjnf
Active
Sep 2, 2024
Sep 6, 2024
Edit
Delete
Add Budget Data
Showing result 1 to 8 of 45
Create New Budget
Budget Name
Enter budget name
Measured In
Select measured in
Lowest Level Of Target
Select lowest level of target
Effective From
February, 2025
Effective To
March, 2025
Target Status
Active
Inactive
Description
Enter description herer...
Cancel
Save
Budget vs Target
Select Year
2025
January
February
March
April
May
June
July
August
September
October
Budget
Target

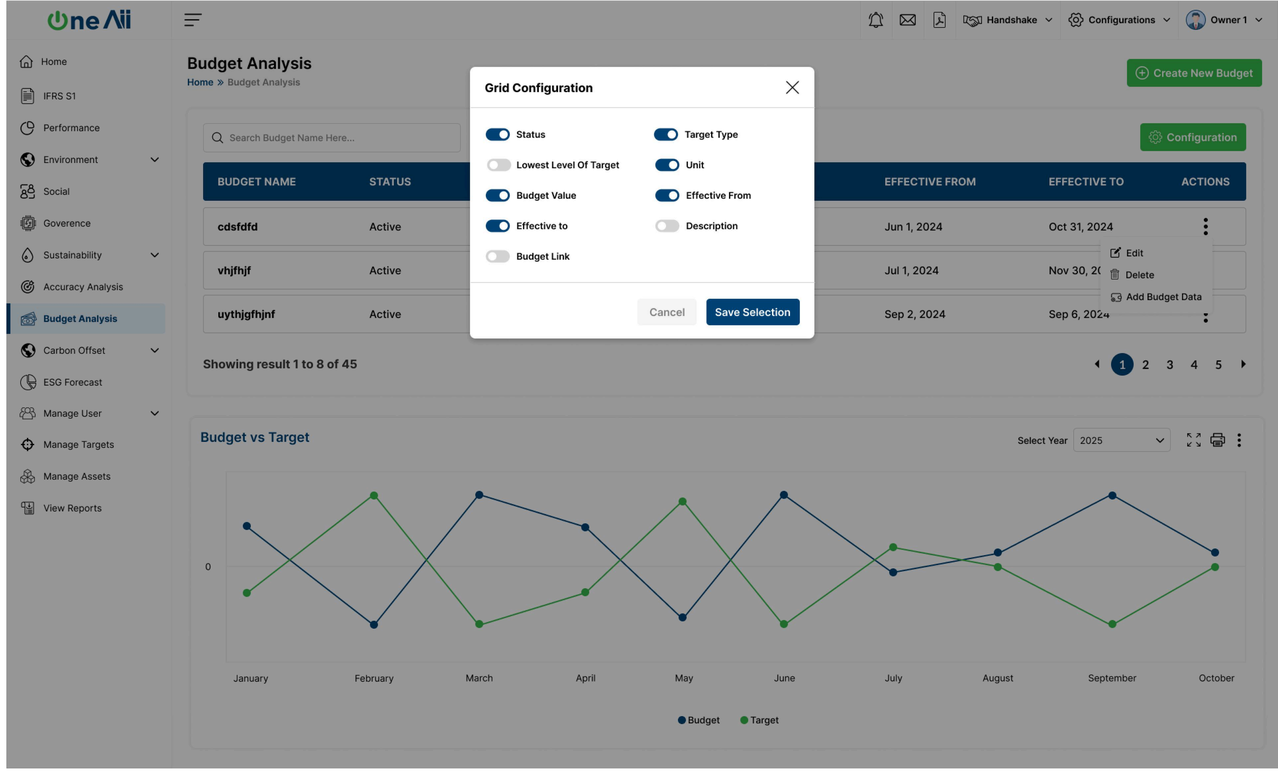
Budget Analysis
Home » Budget Analysis
Create New Budget
Configuration
Grid Configuration
Status
Target Type
Lowest Level Of Target
Unit
Budget Value
Effective From
Effective to
Description
Budget Link
Cancel
Save Selection
Budget vs Target
Select Year
2025
Budget
Target

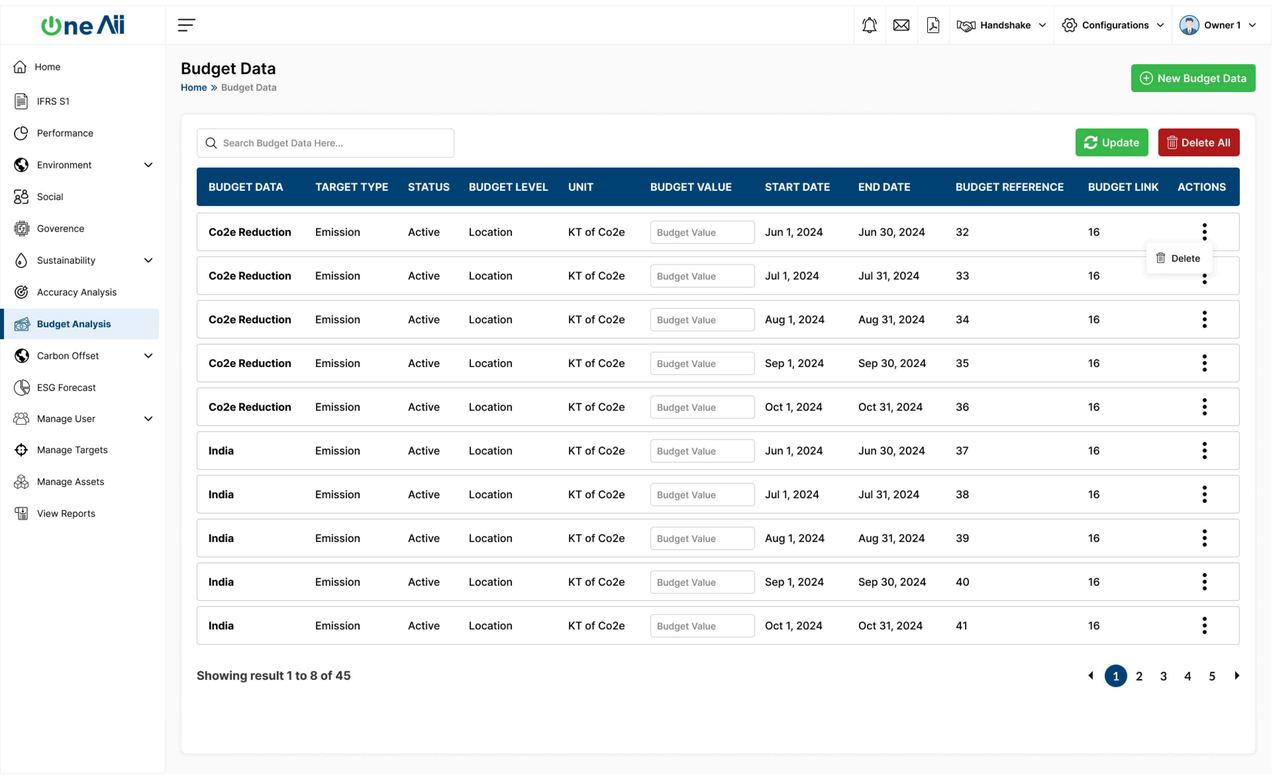
Budget Data
Home » Budget Data
New Budget Data
Search Budget Data Here...
Update
Delete All
BUDGET DATA
TARGET TYPE
STATUS
BUDGET LEVEL
UNIT
BUDGET VALUE
START DATE
END DATE
BUDGET REFERENCE
BUDGET LINK
ACTIONS
Co2e Reduction
Emission
Active
Location
KT of Co2e
Budget Value
Jun 1, 2024
Jun 30, 2024
32
16
Jul 1, 2024
Jul 31, 2024
33
Aug 1, 2024
Aug 31, 2024
34
Sep 1, 2024
Sep 30, 2024
35
Oct 1, 2024
Oct 31, 2024
36
India
37
38
39
40
41
Delete
Showing result 1 to 8 of 45

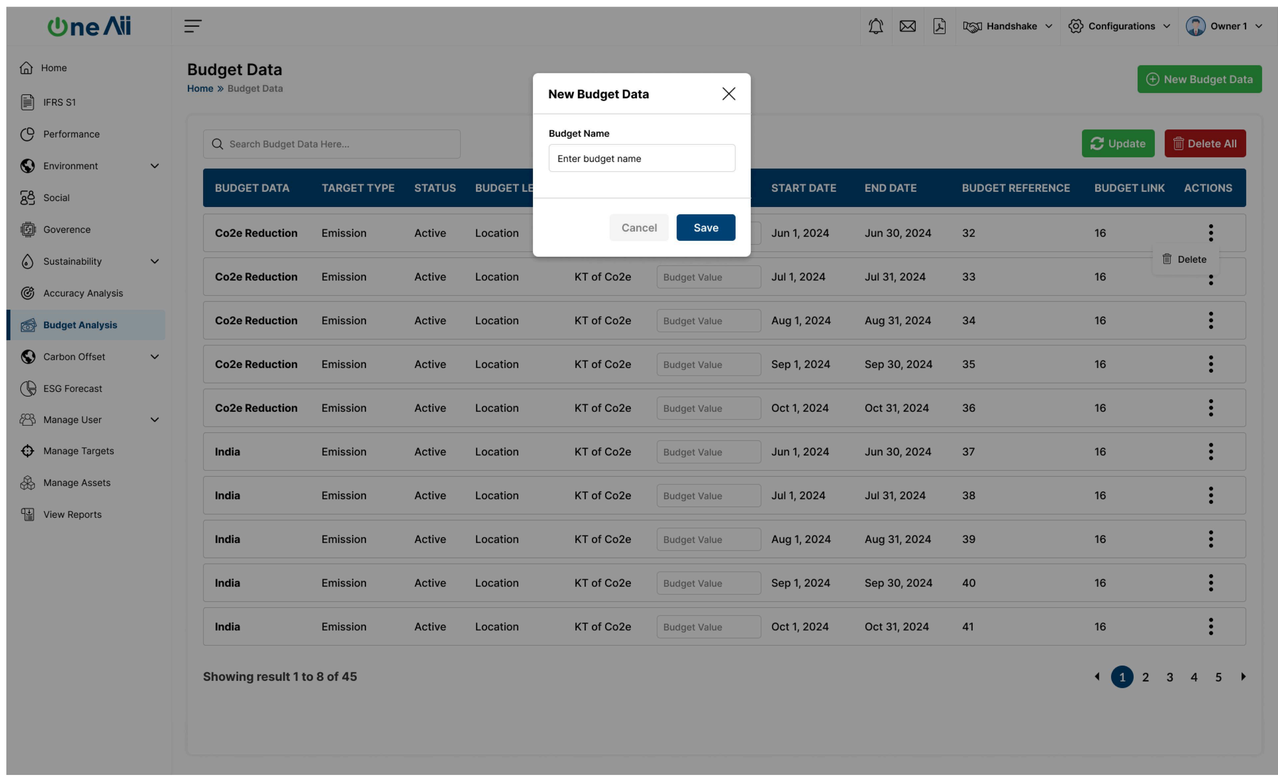
Budget Data
Home » Budget Data
New Budget Data
New Budget Data
Budget Name
Enter budget name
Cancel
Save
Search Budget Data Here...
Update
Delete All
Showing result 1 to 8 of 45

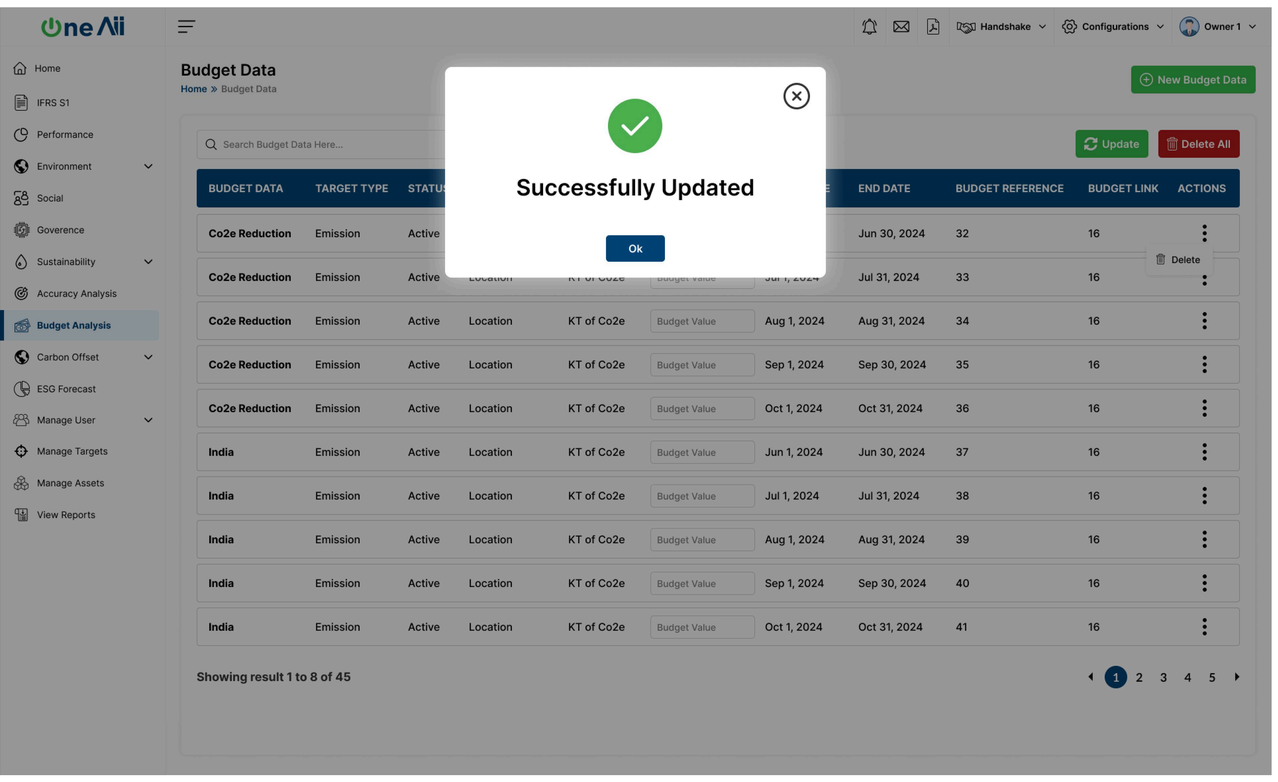
Budget Data
Home » Budget Data
New Budget Data
Successfully Updated
Ok
Search Budget Data Here...
Update
Delete All
Showing result 1 to 8 of 45

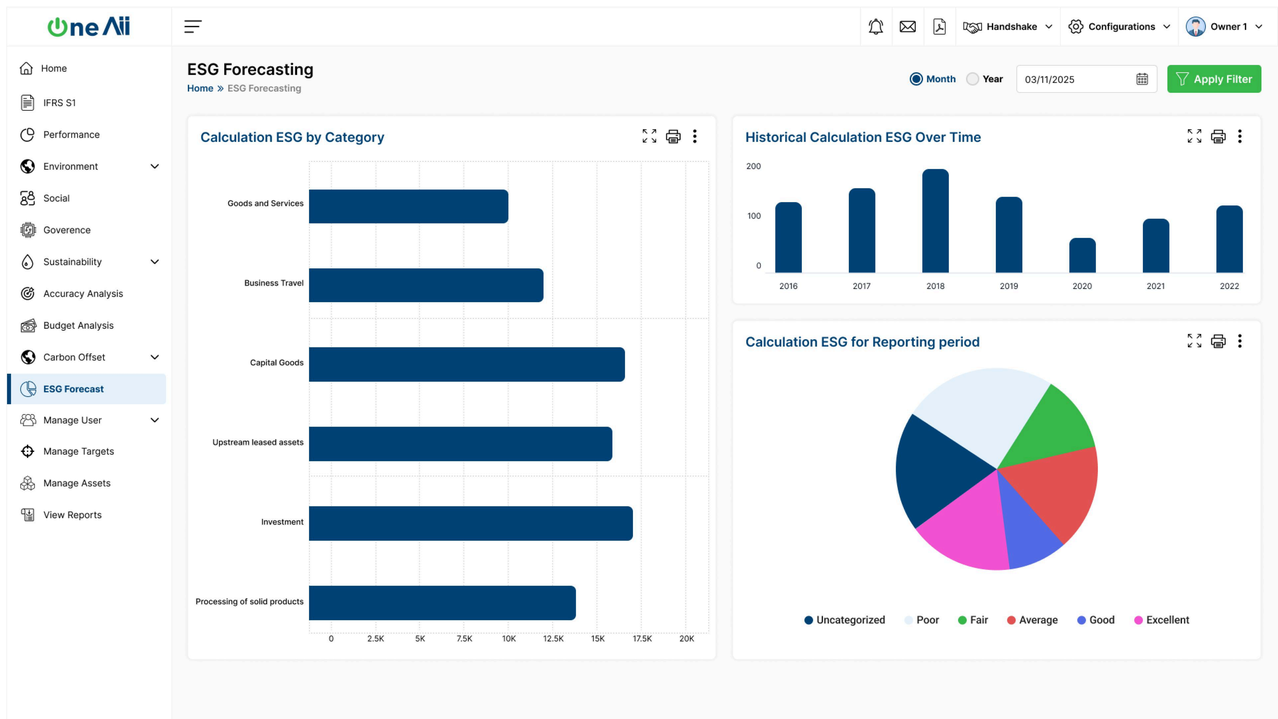
ESG Forecasting
Home » ESG Forecasting
Month
Year
03/11/2025
Apply Filter
Calculation ESG by Category
Goods and Services
Business Travel
Capital Goods
Upstream leased assets
Investment
Processing of solid products
Historical Calculation ESG Over Time
2016
2017
2018
2019
2020
2021
2022
Calculation ESG for Reporting period
Uncategorized
Poor
Fair
Average
Good
Excellent

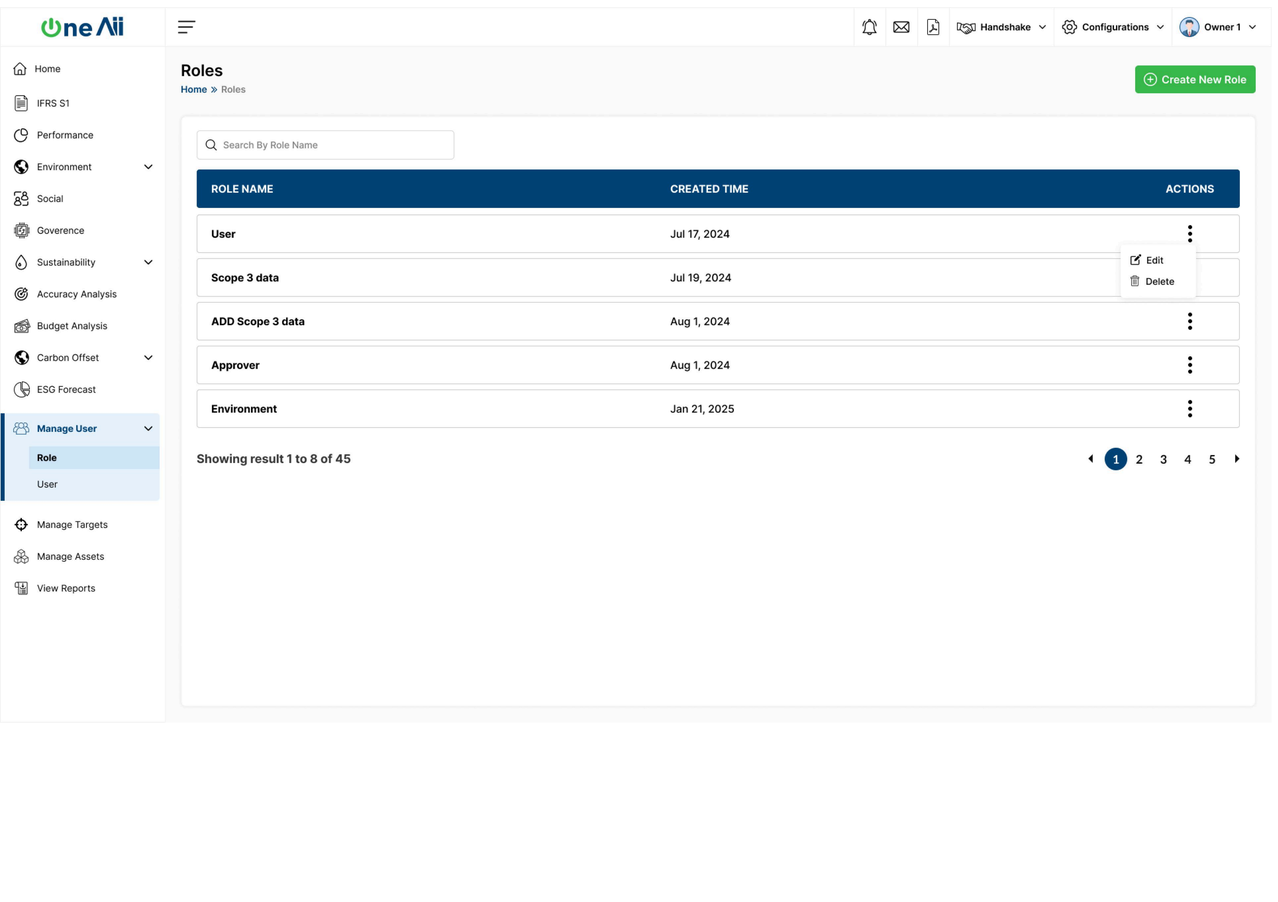
Roles
Home » Roles
Create New Role
Search By Role Name
ROLE NAME
CREATED TIME
ACTIONS
User
Jul 17, 2024
Scope 3 data
Jul 19, 2024
ADD Scope 3 data
Aug 1, 2024
Approver
Aug 1, 2024
Environment
Jan 21, 2025
Edit
Delete
Showing result 1 to 8 of 45

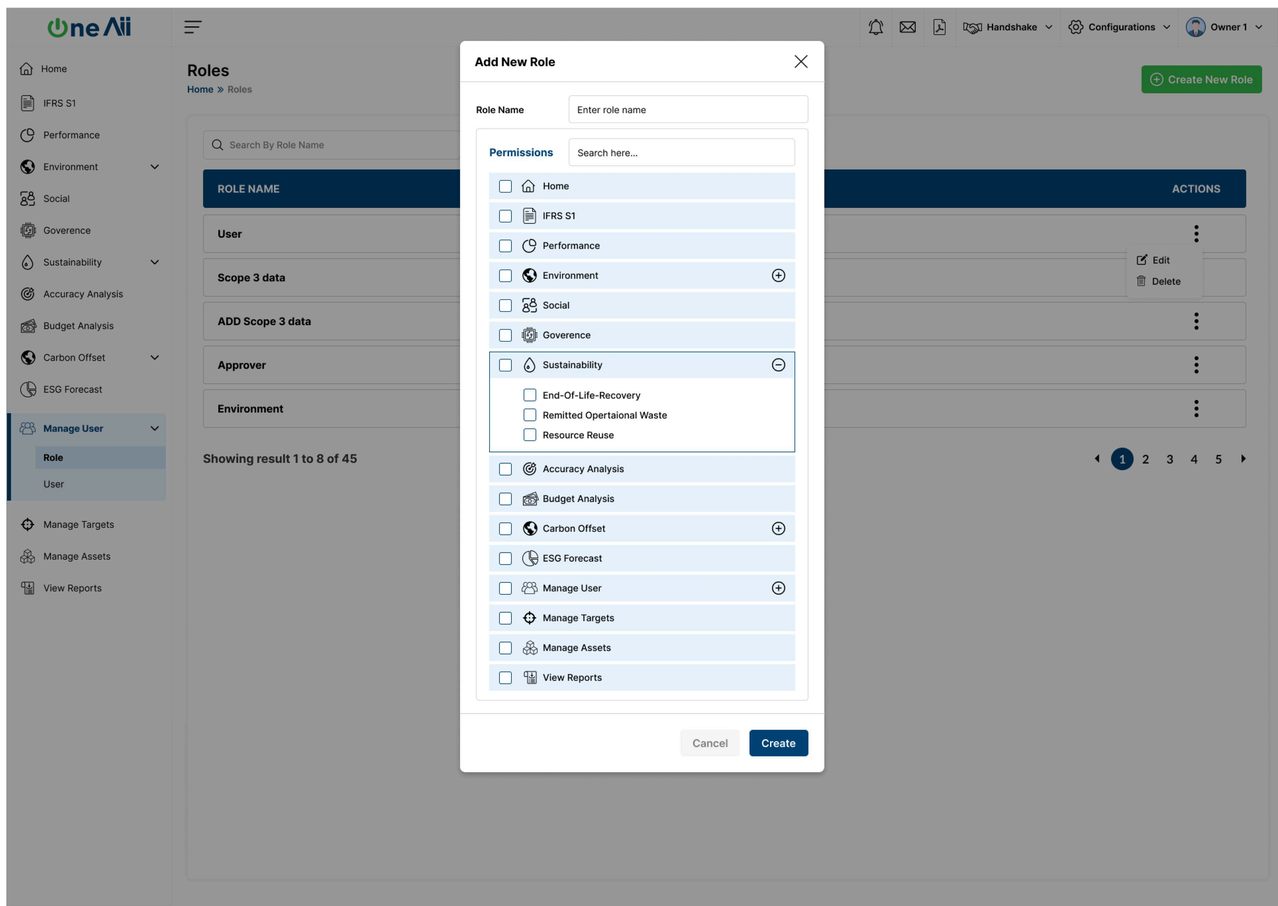
Roles
Home » Roles
Create New Role
Add New Role
Role Name
Enter role name
Permissions
Search here...
Home
IFRS S1
Performance
Environment
Social
Goverence
Sustainability
End-Of-Life-Recovery
Remitted Opertaional Waste
Resource Reuse
Accuracy Analysis
Budget Analysis
Carbon Offset
ESG Forecast
Manage User
Manage Targets
Manage Assets
View Reports
Cancel
Create

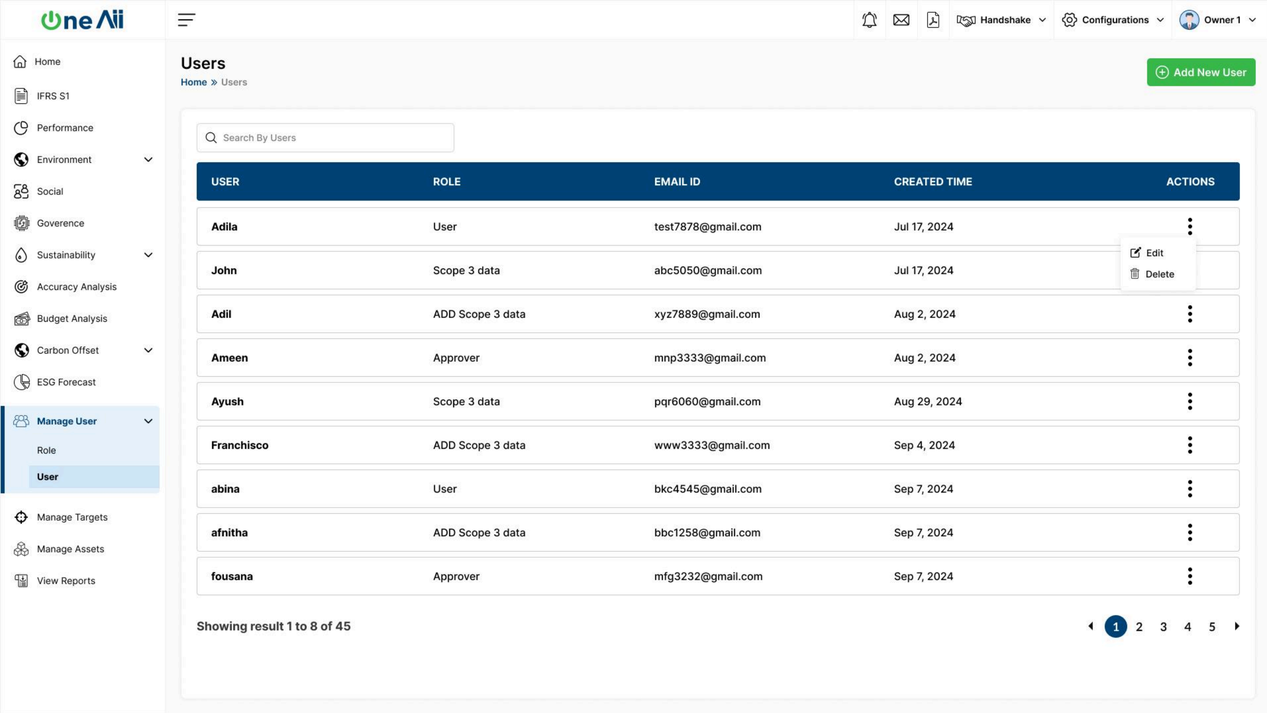
One Aii
Handshake
Configurations
Owner 1
Home
IFRS S1
Performance
Environment
Social
Goverence
Sustainability
Accuracy Analysis
Budget Analysis
Carbon Offset
ESG Forecast
Manage User
Role
User
Manage Targets
Manage Assets
View Reports
Users
Home » Users
Add New User
Search By Users
USER
ROLE
EMAIL ID
CREATED TIME
ACTIONS
Adila User test7878@gmail.com Jul 17, 2024
John Scope 3 data abc5050@gmail.com Jul 17, 2024
Adil ADD Scope 3 data xyz7889@gmail.com Aug 2, 2024
Ameen Approver mnp3333@gmail.com Aug 2, 2024
Ayush Scope 3 data pqr6060@gmail.com Aug 29, 2024
Franchisco ADD Scope 3 data www3333@gmail.com Sep 4, 2024
abina User bkc4545@gmail.com Sep 7, 2024
afnitha ADD Scope 3 data bbc1258@gmail.com Sep 7, 2024
fousana Approver mfg3232@gmail.com Sep 7, 2024
Edit
Delete
Showing result 1 to 8 of 45
1 2 3 4 5

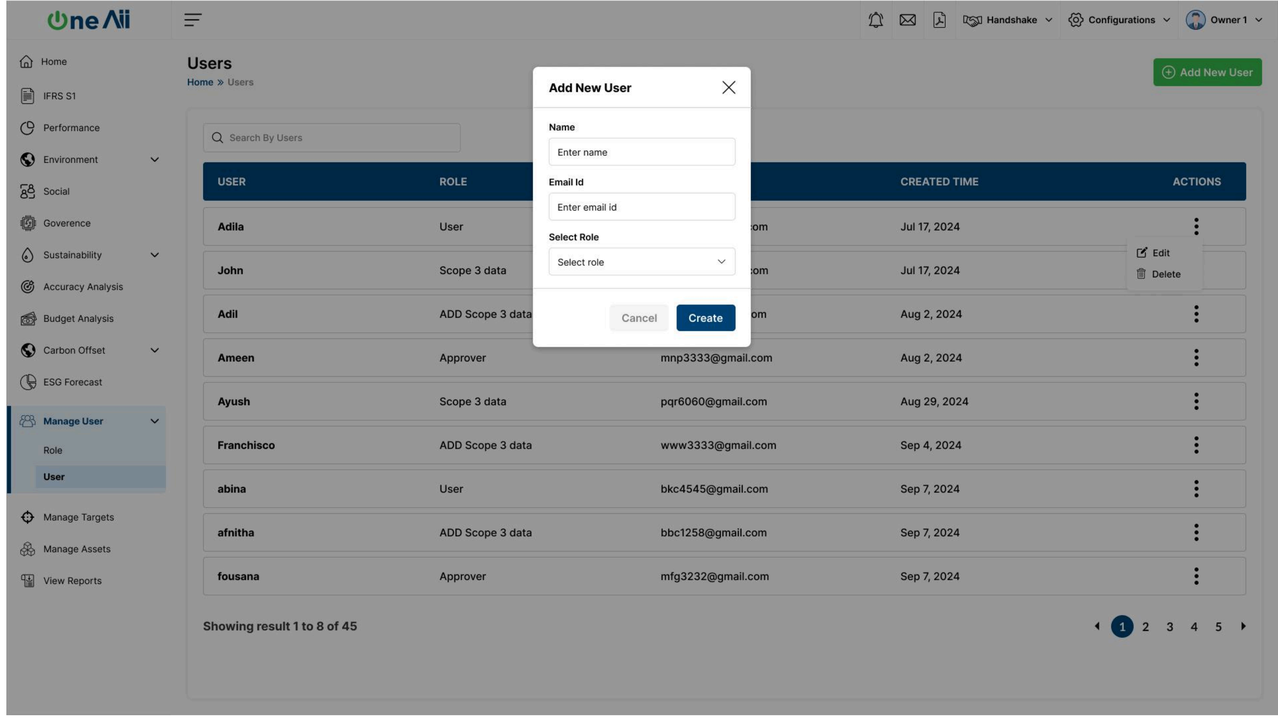
Add New User
Name
Enter name
Email Id
Enter email id
Select Role
Select role
Cancel
Create

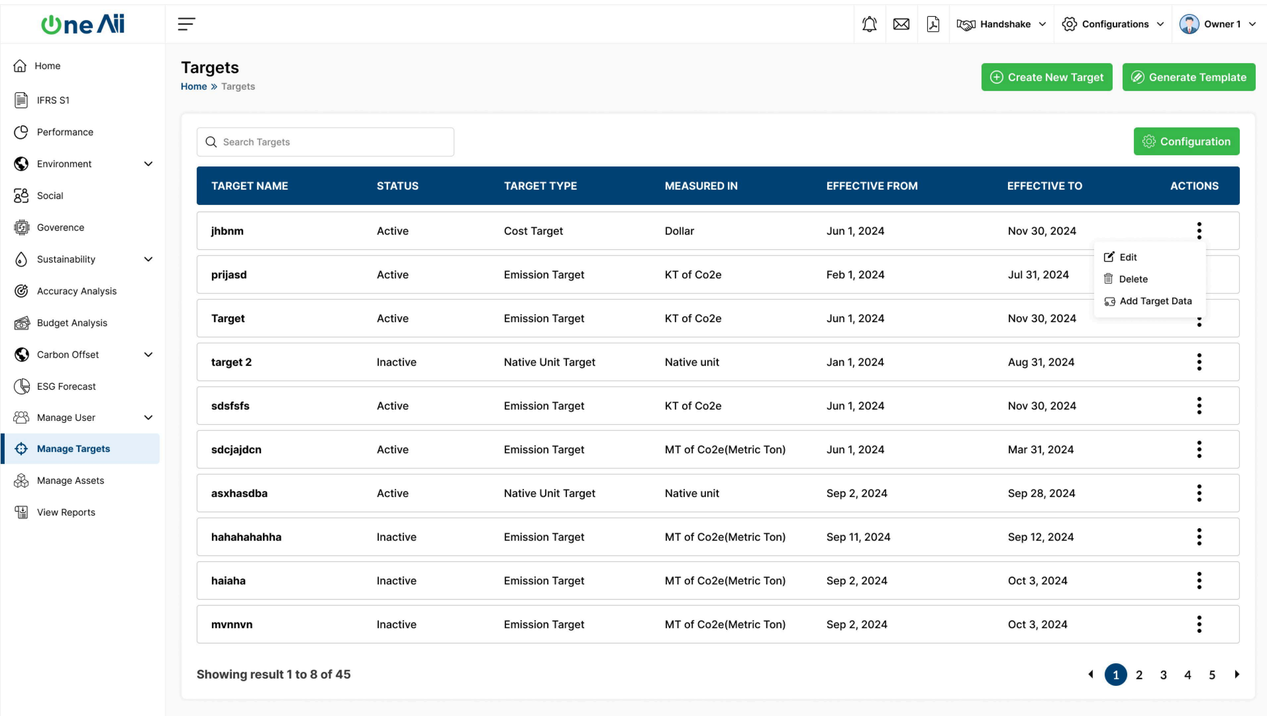
One Aii
Handshake
Configurations
Owner 1
Home
IFRS S1
Performance
Environment
Social
Goverence
Sustainability
Accuracy Analysis
Budget Analysis
Carbon Offset
ESG Forecast
Manage User
Manage Targets
Manage Assets
View Reports
Targets
Home » Targets
Create New Target
Generate Template
Search Targets
Configuration
TARGET NAME
STATUS
TARGET TYPE
MEASURED IN
EFFECTIVE FROM
EFFECTIVE TO
ACTIONS
jhbnm Active Cost Target Dollar Jun 1, 2024 Nov 30, 2024
prijasd Active Emission Target KT of Co2e Feb 1, 2024 Jul 31, 2024
Target Active Emission Target KT of Co2e Jun 1, 2024 Nov 30, 2024
target 2 Inactive Native Unit Target Native unit Jan 1, 2024 Aug 31, 2024
sdsfsfs Active Emission Target KT of Co2e Jun 1, 2024 Nov 30, 2024
sdcjajdcn Active Emission Target MT of Co2e(Metric Ton) Jun 1, 2024 Mar 31, 2024
asxhasdba Active Native Unit Target Native unit Sep 2, 2024 Sep 28, 2024
hahahahahha Inactive Emission Target MT of Co2e(Metric Ton) Sep 11, 2024 Sep 12, 2024
haiaha Inactive Emission Target MT of Co2e(Metric Ton) Sep 2, 2024 Oct 3, 2024
mvnnvn Inactive Emission Target MT of Co2e(Metric Ton) Sep 2, 2024 Oct 3, 2024
Edit
Delete
Add Target Data
Showing result 1 to 8 of 45
1 2 3 4 5

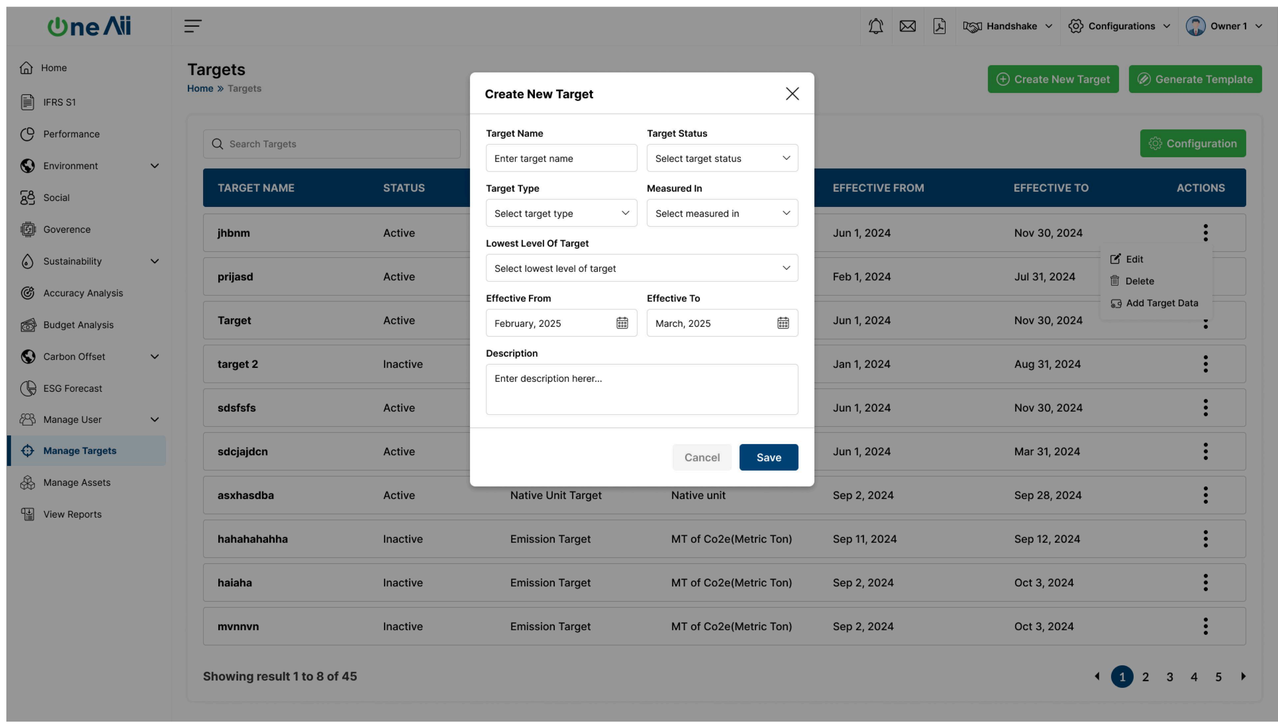
Create New Target
Target Name
Enter target name
Target Status
Select target status
Target Type
Select target type
Measured In
Select measured in
Lowest Level Of Target
Select lowest level of target
Effective From
February, 2025
Effective To
March, 2025
Description
Enter description herer...
Cancel
Save

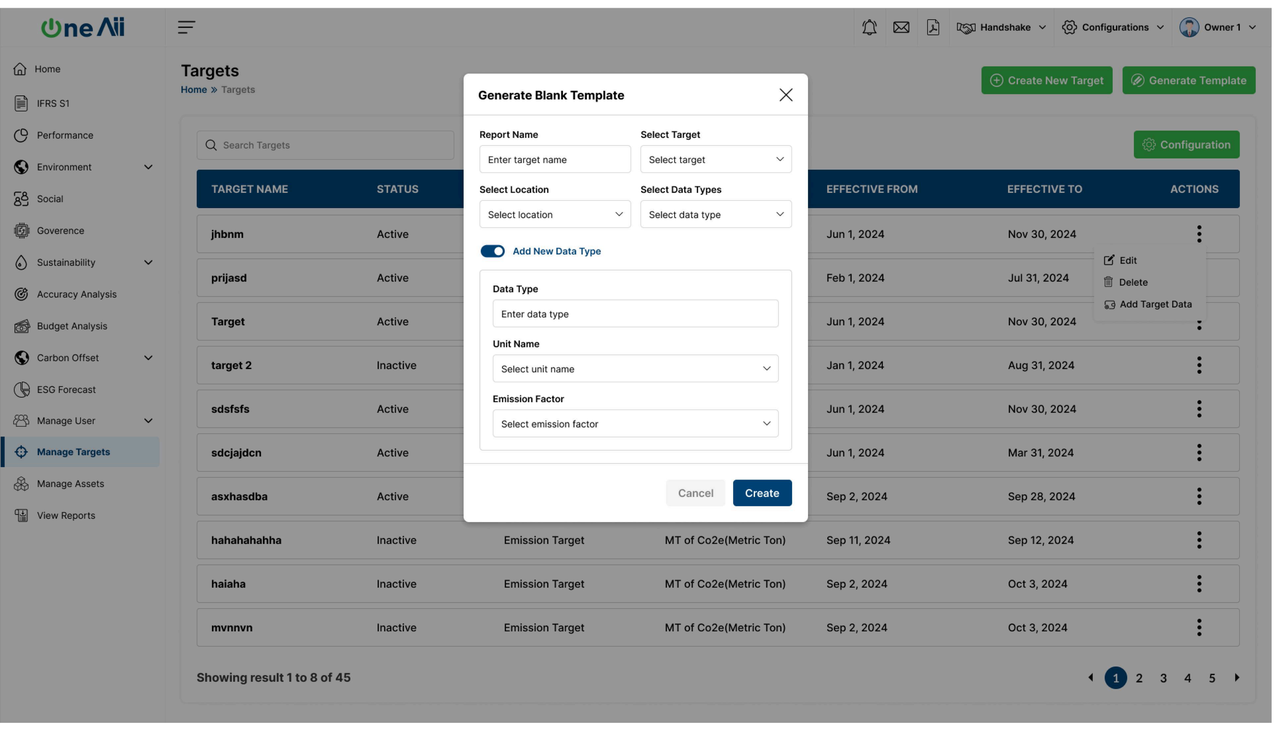
Generate Blank Template
Report Name
Enter target name
Select Target
Select target
Select Location
Select location
Select Data Types
Select data type
Add New Data Type
Data Type
Enter data type
Unit Name
Select unit name
Emission Factor
Select emission factor
Cancel
Create

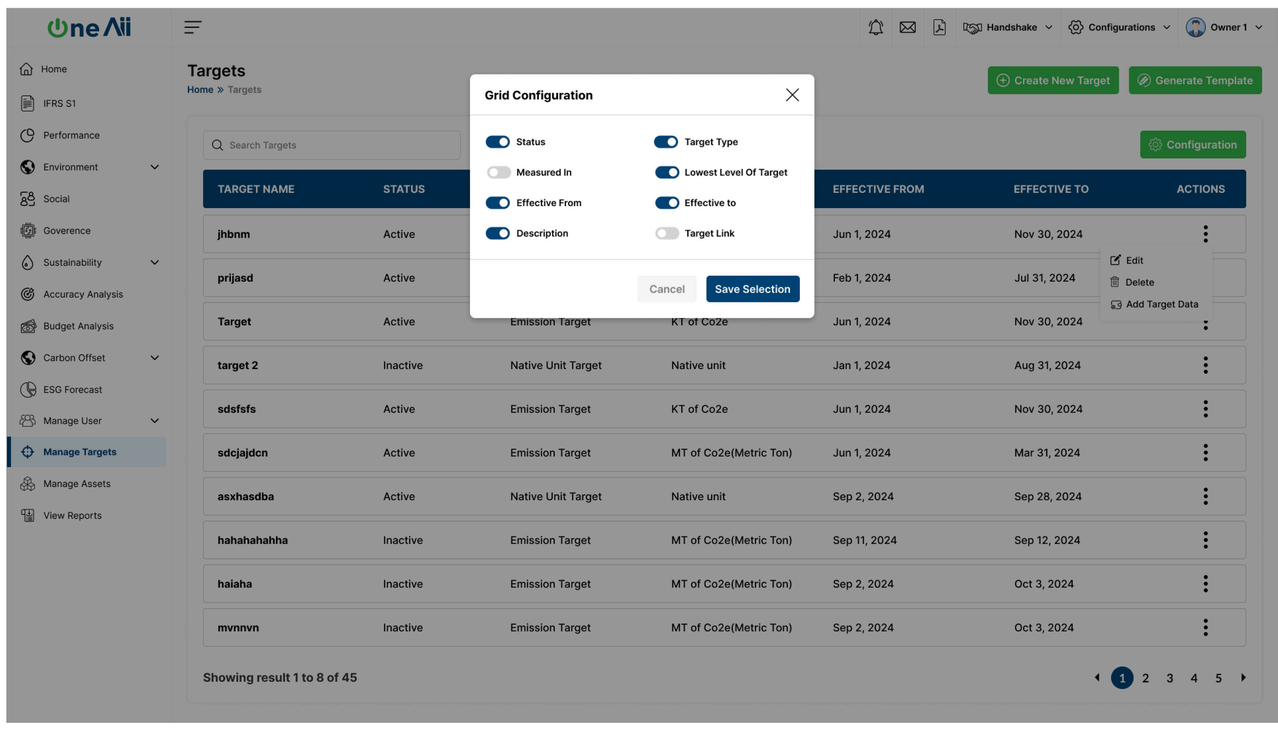
Grid Configuration
Status
Target Type
Measured In
Lowest Level Of Target
Effective From
Effective to
Description
Target Link
Cancel
Save Selection

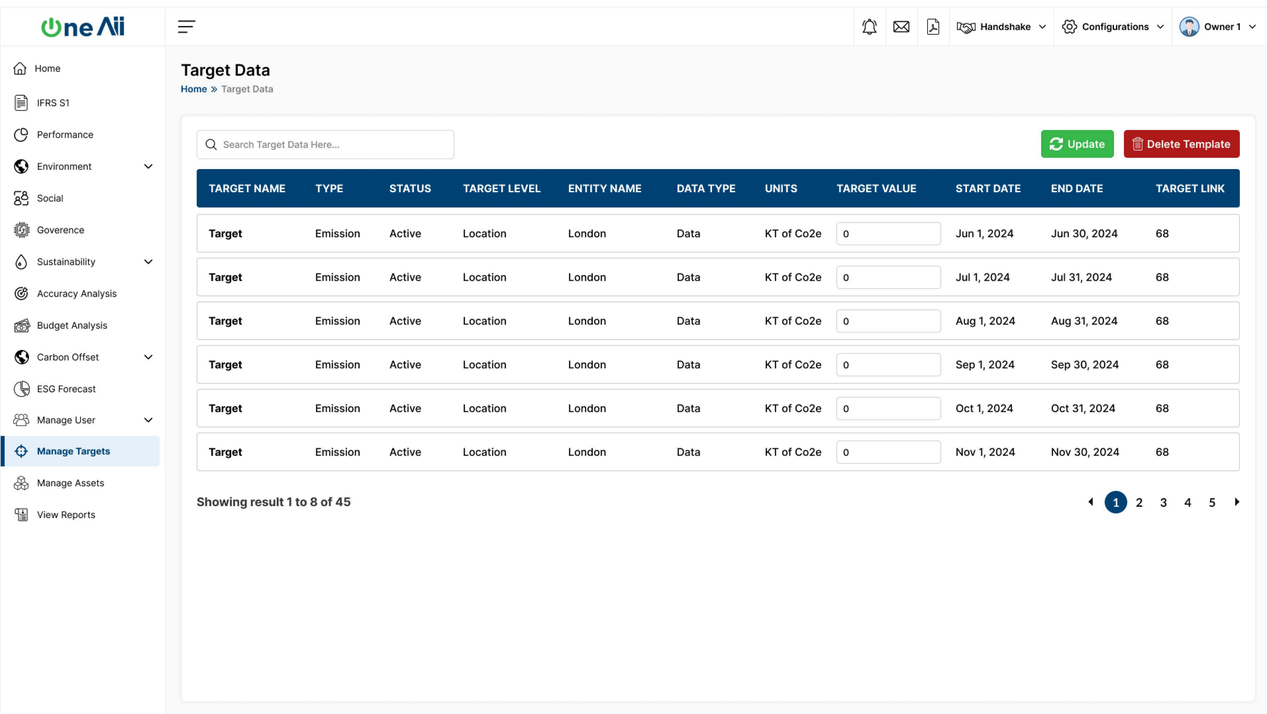
Target Data
Home » Target Data
Search Target Data Here...
Update
Delete Template
TARGET NAME
TYPE
STATUS
TARGET LEVEL
ENTITY NAME
DATA TYPE
UNITS
TARGET VALUE
START DATE
END DATE
TARGET LINK
Showing result 1 to 8 of 45

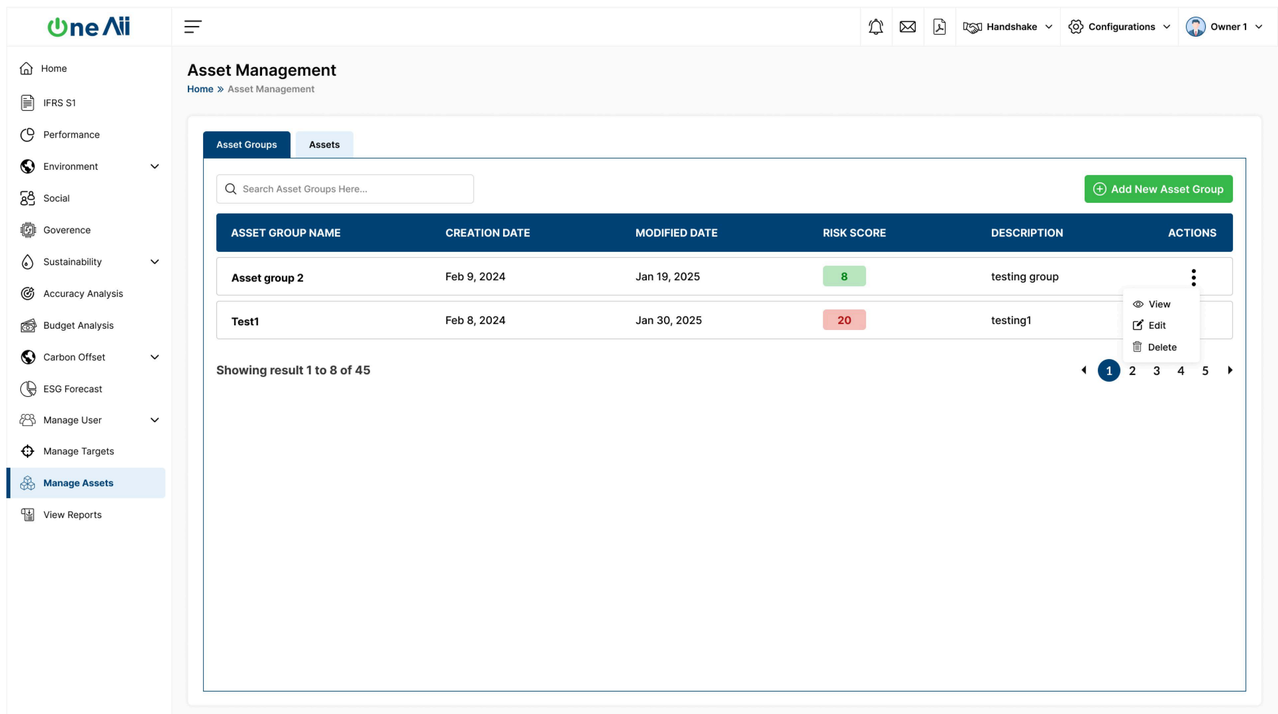
Asset Management
Home » Asset Management
Asset Groups
Assets
Search Asset Groups Here...
Add New Asset Group
ASSET GROUP NAME
CREATION DATE
MODIFIED DATE
RISK SCORE
DESCRIPTION
ACTIONS
Asset group 2 Feb 9, 2024 Jan 19, 2025 8 testing group
Test1 Feb 8, 2024 Jan 30, 2025 20 testing1
View
Edit
Delete
Showing result 1 to 8 of 45

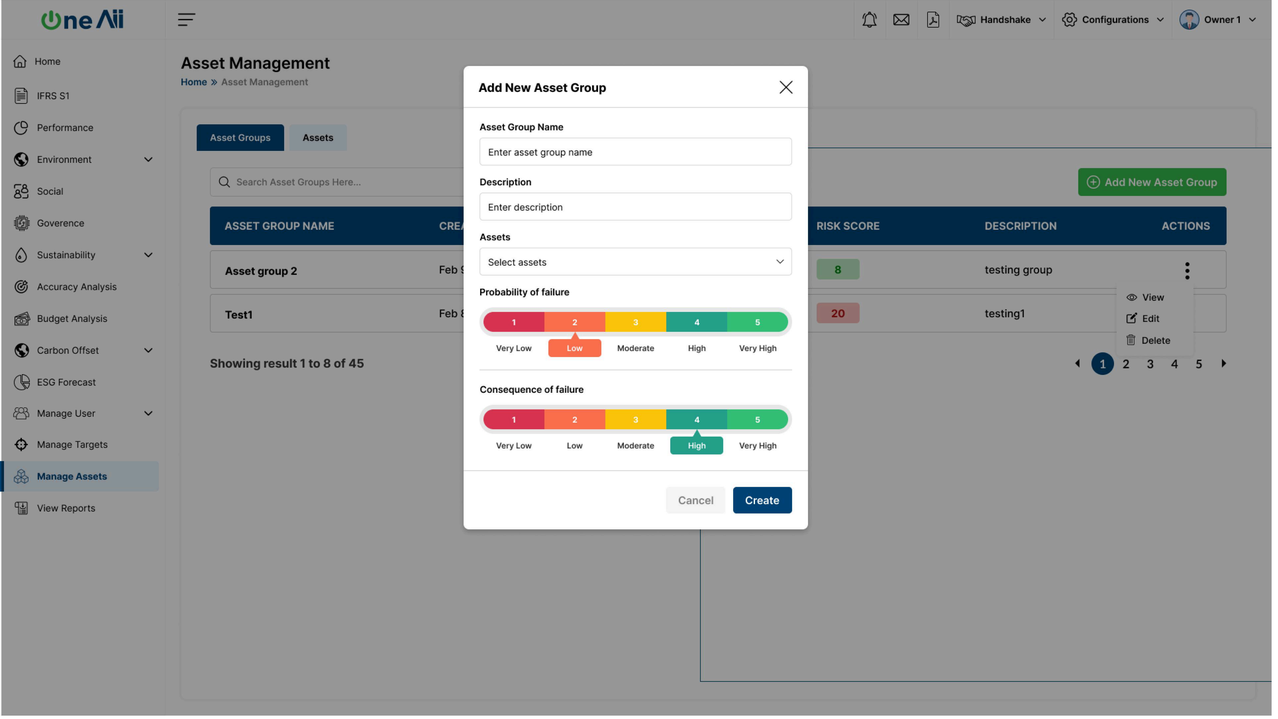
Asset Management
Home » Asset Management
Asset Groups
Assets
Search Asset Groups Here...
Add New Asset Group
ASSET GROUP NAME
RISK SCORE
DESCRIPTION
ACTIONS
Asset group 2
8
testing group
Test1
20
testing1
View
Edit
Delete
Showing result 1 to 8 of 45
Add New Asset Group
Asset Group Name
Enter asset group name
Description
Enter description
Assets
Select assets
Probability of failure
Very Low
Low
Moderate
High
Very High
Consequence of failure
Cancel
Create

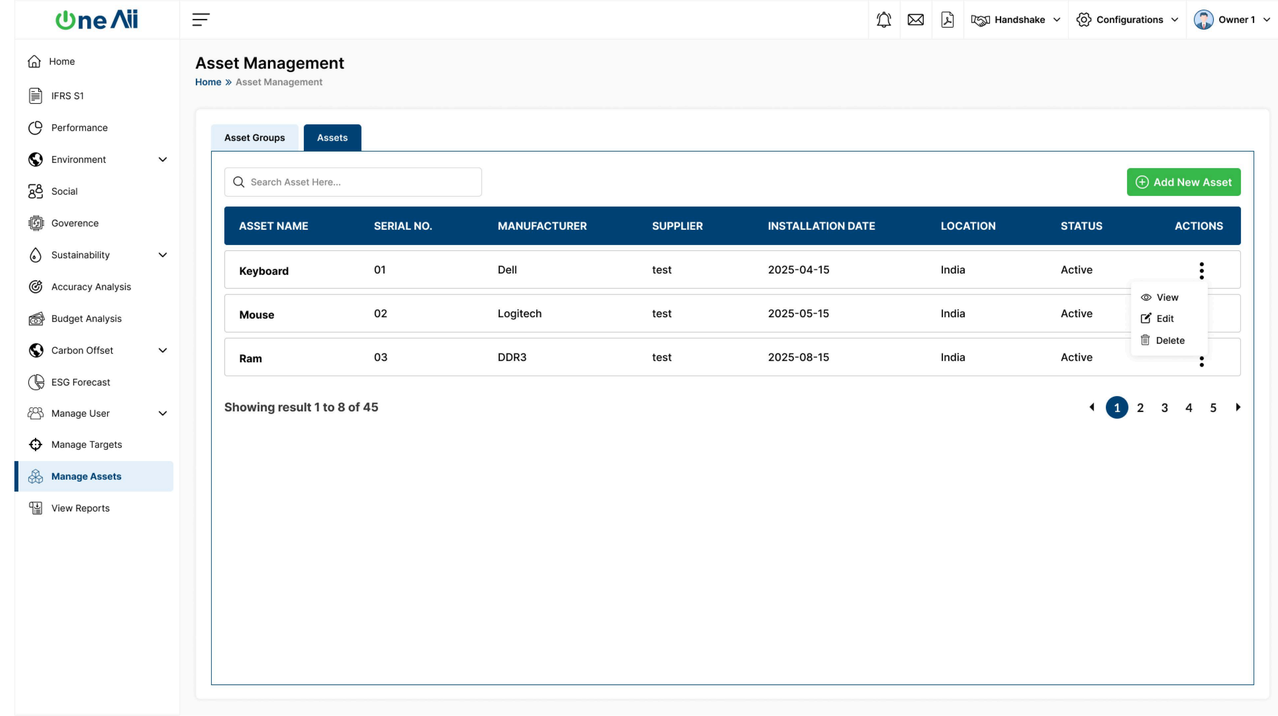
Asset Management
Home » Asset Management
Asset Groups
Assets
Search Asset Here...
Add New Asset
ASSET NAME
SERIAL NO.
MANUFACTURER
SUPPLIER
INSTALLATION DATE
LOCATION
STATUS
ACTIONS
Keyboard
01
Dell
test
2025-04-15
India
Active
Mouse
02
Logitech
test
2025-05-15
India
Active
Ram
03
DDR3
test
2025-08-15
India
Active
View
Edit
Delete
Showing result 1 to 8 of 45

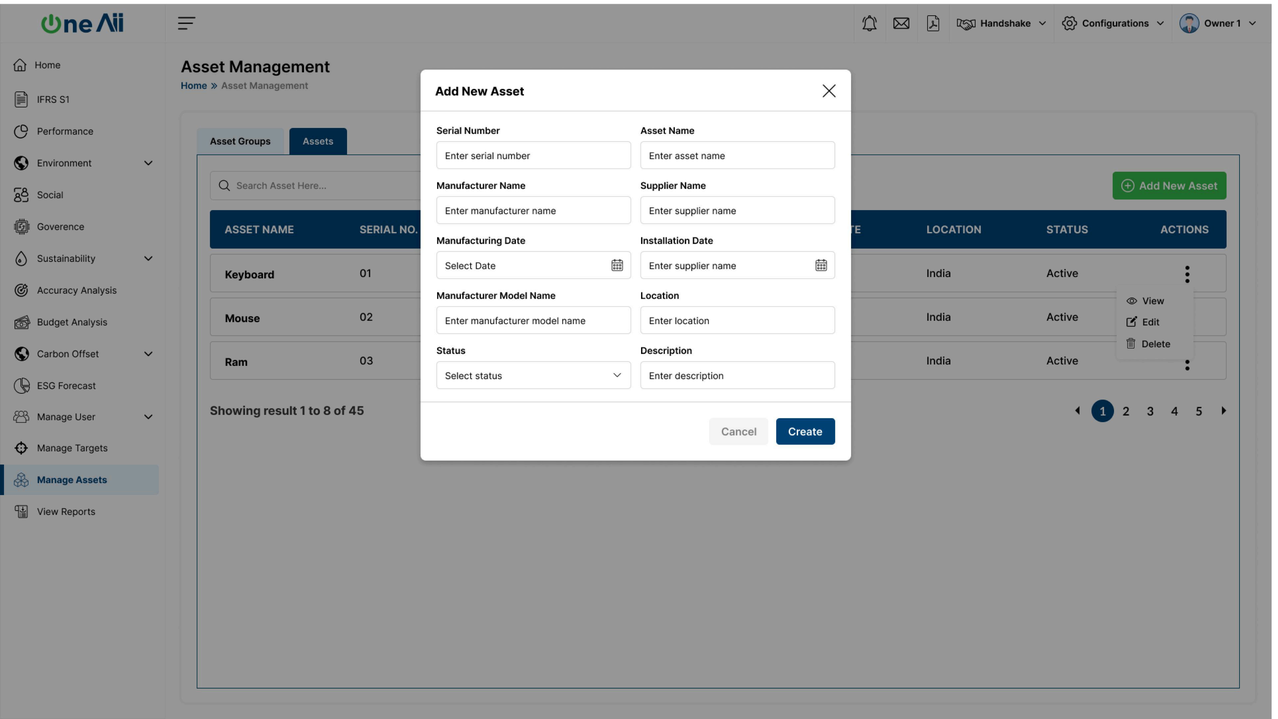
Asset Management
Home » Asset Management
Asset Groups
Assets
Search Asset Here...
Add New Asset
ASSET NAME
SERIAL NO.
LOCATION
STATUS
ACTIONS
Keyboard
01
India
Active
Mouse
02
India
Active
Ram
03
India
Active
View
Edit
Delete
Showing result 1 to 8 of 45
Add New Asset
Serial Number
Enter serial number
Asset Name
Enter asset name
Manufacturer Name
Enter manufacturer name
Supplier Name
Enter supplier name
Manufacturing Date
Select Date
Installation Date
Enter supplier name
Manufacturer Model Name
Enter manufacturer model name
Location
Enter location
Status
Select status
Description
Enter description
Cancel
Create

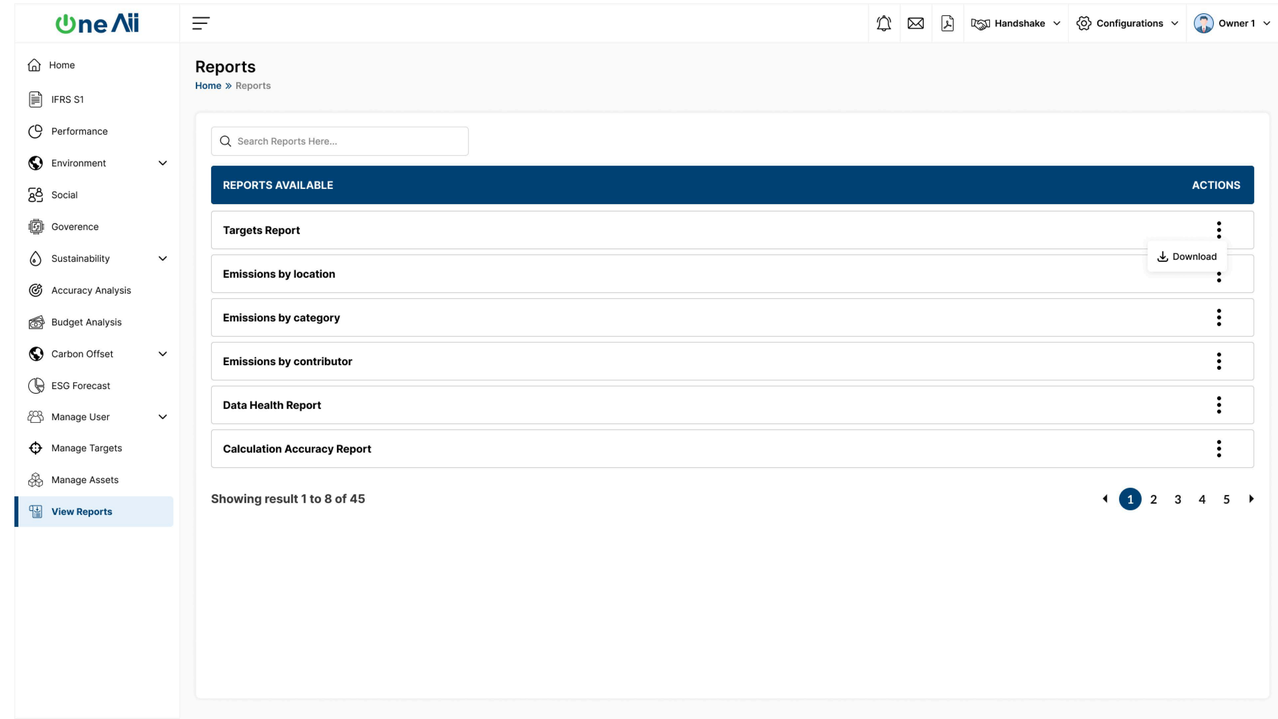
Reports
Home » Reports
Search Reports Here...
REPORTS AVAILABLE
ACTIONS
Targets Report
Download
Emissions by location
Emissions by category
Emissions by contributor
Data Health Report
Calculation Accuracy Report
Showing result 1 to 8 of 45